



ANNUAL STATISTICAL REPORT

(FOR FINANCIAL YEAR 2016-17)



**Management Information System
Social Welfare, Special Education & Women
Empowerment Department
Government of Khyber Pakhtunkhwa**

TABLE OF CONTENTS

EXECUTIVE SUMMARY	1-3
PART I. DASTAKARI/VOCATIONAL/INDUSTRIAL TRAINING CENTRE	4
Dastakari/Vocational /Industrial Training Centers by District.....	5
Dastakari/Vocational Industrial Training Centers by District (Graph).....	6
Functional-Non Functional Dastakari/Vocational/Industrial Training Centers by District.....	7
GRAPH Showing Functional-Non Functional Dastakari/Vocational/Industrial Training Centers by District	8
Dastakari/Vocational/Industrial Training Centers by Location.....	9
Non Functional Dastakari/Vocational/Industrial Training Centers with reasons by District.....	10-11
Centre wise Details of Beneficiaries of Dastakari/Vocational/Industrial Training Centers by District.....	12-18
Beneficiaries of Dastakari/Vocational/Industrial Training Centers by Trade by District	19
Graph showing Beneficiaries of Dastakari/Vocational/Industrial Training Centers by Trade by District.....	20
Analysis of Beneficiaries of Dastakari/Vocational/Industrial Training Centers by District.....	21
Equipments in Dastakari/Vocational/Industrial Training centers by District.....	22
Functional Dastakari/Vocational/Industrial Training Centers with No of Sewing Machines.....	23
Year wise comparison of Beneficiaries of Dastakari Centers	24
Graph showing Year wise comparison of Beneficiaries of Dastakari Centers	24
Questionnaire.....	25-26
PART II. DARUL AMAN	27
Darul Aman District wise.....	28
Five Year Break Up Of Darul Amans	28
No of Beneficiaries.....	28
No of cases Settled.....	28
Detail of Darul Aman.....	29
Year wise comparison of beneficiaries of Darul Aman.....	30
Graph Showing Year wise comparison of beneficiaries of Darul Aman.....	30
Questionnaire.....	31-32
PART III. DRUG ADDICTS CENTERS	33
District wise Drug addicts centers	34
Beneficiary.....	34
Beneficiary by year.....	35
Training imparted	35
Expenditures of Drug Addicts Centers	36
Year Wise Comparison of Beneficiaries	37
Questioners	38-39
PART IV. DARUL KAFALA	40-43
PART V. WORKING WOMEN HOSTEL	44-47
PART VI. WELFARE HOMES	48-52
PART VII. ARTIFICIAL LIMBS WORKSHOP	53-54
PART VIII. DISTRICT DATA / SARKARI SARAI	55-65
PART IX. ANNUAL DEVELOPMENT PROGRAMME	66-69

FOREWORD

The Management Information System (MIS) of Social Welfare, Special Education & Women Empowerment Department Khyber Pakhtunkhwa annually prepare and publish the Statistical Report/Data relating to the intuitions of Social Welfare Department i.e. Dastakari/vocational centers, Darul Amans (Women Shelter homes), Rehabilitation Centers for drug addicts, Welfare Homes, Working Women Hostels along with District setup/line offices across the province.

The information has been obtained through questionnaires/guidelines duly verified from lower formation to reflect the actual position of the service delivery to the end users. The feedback from the lower formation enables the department to reassess policy, evaluate performance and ensure proper implementation of policy.

The report, pertaining to the period from 1st July 2016 to 30th June 2017, covers the overall performance and service delivery of the Social Welfare Department. The report contains statistics with district and institution-wise breakup as compared with year wise data since 2012 that shows comparative performance of the institutions.

This report is the outcome of hard work of the MIS team with active involvement of the District Officers of Social Welfare, Special Education & Women Empowerment Department. Further comments and suggestions, if any, will be highly appreciated.



(FAREEHA PAUL)

Secretary to Government of Khyber Pakhtunkhwa
Social Welfare, Special Education and Women
Empowerment Department

EXECUTIVE SUMMARY

The Department of Social Welfare, Special Education & Women Empowerment Department, Khyber Pakhtunkhwa is mandated to look after various marginalized segments of population such as destitute women, orphans, victims of violence, drug addicts through established and regular institutions of the Social Welfare Department across the Province. The information related to institutions of Social Welfare for the period i.e. 1st July 2016 to 30th June 2017 reflects the performance and service delivery of the Department.

DASTAKARI/VOCATIONAL CENTERS

2. During the period under review two hundred & fifty five (255) Dastakari/Vocational centers were functional in the province as compared to one hundred & twenty five (125) during the year 2015-16, showing an increase of 104 percent. Location/district wise, fifty four (54) centers were located in urban localities and two hundred & one (201) had been established in rural areas. Out of two hundred & fifty five (255) centers, one hundred & thirty (130) were regular and one hundred & twenty five (125) were funded out of ADP schemes. Similarly, out of two hundred & fifty five (255) centers, 204 were functional and 51 were non-functional due to the shortage of staff, equipments and buildings. The number of centers functioning in Government buildings was seventeen (17) whereas one hundred & seventy eight (178) centers were functioning in rented buildings. The rental charges for the said centers during 2016-17 was Rs. 958,300 per month while buildings for the remaining centers were provided free of cost by the community. The total beneficiaries of Dastakari/vocational centers for the year 2016-17 was eleven thousand three hundred & six (11,306) whereas it was six thousand six hundred & forty nine (6,649) during the period 2015-16. An increase of 70 percent had been recorded during the reported year. Furthermore, district Peshawar had the maximum number of beneficiaries i.e. 1634.

Darul Aman (Women Shelter Homes)

3. Five (5) regular and one ADP funded Darul Amans had been setup in the province. Total beneficiaries of the said centers were nine hundred & ninety four (994) as compared to previous year which was five hundred & seventy eight (578), showing an increase by 72 percent. Four hundred & seventy (470) cases were settled through courts whereas eight (8) cases were settled through Jirgas. Moreover, three hundred & thirty three (338) women were provided legal aid/support. Trainings of different nature were imparted to one hundred & eighty two (182) women.

Rehabilitation Centers for Drug Addicts

4. During the period under report, the department had nine (9) rehabilitation centers for drug addicts, out of which six (6) were on regular side and three (3) were working on ADP side. Five hundred & thirteen (513) addicts were treated during the period as compared to five hundred & forty eight (548) during the year 2015-16. Moreover, training for electrician and carpentry was imparted to one hundred & thirty nine (139) drug addicts. Total expenditure incurred on rehabilitation (Medical/Training etc) during 2016-17 was amounting to Rs.18,813,169. Thus, Cost per beneficiary was Rupees Thirty six thousand six hundred & seventy three (Rs. 36,673) per annum.

Darul Kafala

5. There were three (3) Darul Kafalas for beggars on regular side in the province. Total beneficiaries were five hundred & sixty (560) during the year 2016-17. Total expenditure of those three (3) centers was Rs. 16,367,632 whereas costing per beneficiary was Rupees Twenty nine thousand two hundred & twenty eight (Rs.29,228) per annum.

Working Women Hostel

6. There were ten (10) Working Women Hostels on regular side in the Province. The beneficiaries in those Working Women Hostels remained at one hundred & eleven (111) whereas it was one hundred & eighty four (184) during 2015-16.

Welfare Homes

7. There were twelve (12) Welfare Homes, out of which nine (9) were on regular side and three (3) were ADP funded. The beneficiaries in those welfare homes were three hundred & sixty seven (367). The same was one hundred & sixty (160) during 2015-16. Thus, an increase of 129 percent was recorded. Further, the number of students enrolled in Welfare Homes was one hundred & fifty five (155) during the year 2016-17.

Artificial Limbs Workshop

8. The Artificial Limbs Workshop working in Khyber Teaching Hospital Peshawar had three thousand two hundred & eighty four (3284) beneficiaries during the reported period while it was one thousand six hundred & eighty two (1682) during 2015-16. The year 2016-17, therefore, showed an increase of 95 percent.

Sarkari Sarai

9. Out of ten (10) Sarkari Sarais in the province, four (4) remained non-functional. The beneficiaries during the reported period were twenty three thousand three hundred & seventy six (23,376) as compared to twenty six thousand two hundred & twenty four (26,224) during 2015-16.

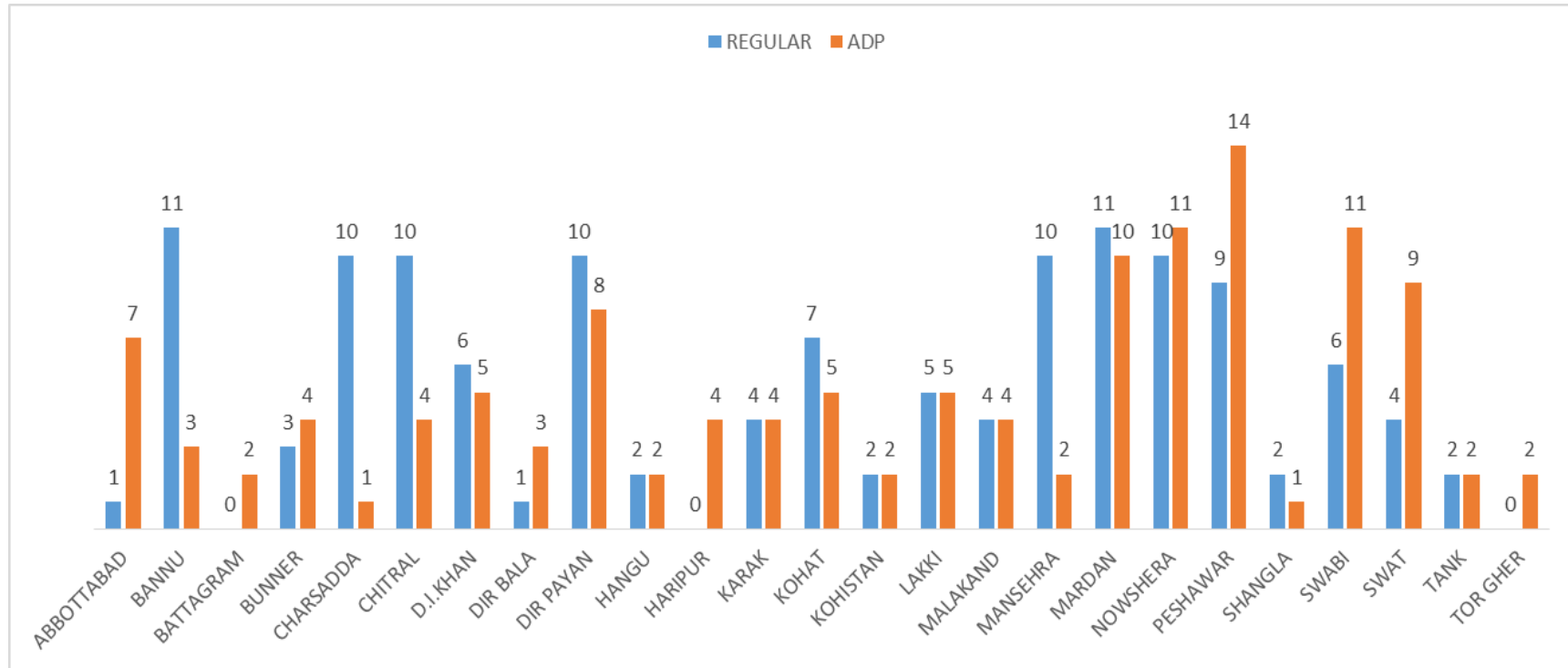
Dastakari/ Vocational /Industrial Training Centers

STATISTICS

DASTAKARI/VOCATIONAL/INDUSTRIAL TRAINING CENTERS BY DISTRICT

DISTRICT	NO OF REGULAR CENTERS	NO OF ADP CENTERS	TOTAL
ABBOTTABAD	1	7	8
BANNU	11	3	14
BATTAGRAM	0	2	2
BUNNER	3	4	7
CHARSADDA	10	1	11
CHITRAL	10	4	14
D.I.KHAN	6	5	11
DIR BALA	1	3	4
DIR PAYAN	10	8	18
HANGU	2	2	4
HARIPUR	0	4	4
KARAK	4	4	8
KOHAT	7	5	12
KOHISTAN	2	2	4
LAKKI	5	5	10
MALAKAND	4	4	8
MANSEHRA	10	2	12
MARDAN	11	10	21
NOWSHERA	10	11	21
PESHAWAR	9	14	23
SHANGLA	2	1	3
SWABI	6	11	17
SWAT	4	9	13
TANK	2	2	4
TOR GHER	0	2	2
TOTAL	130	125	255

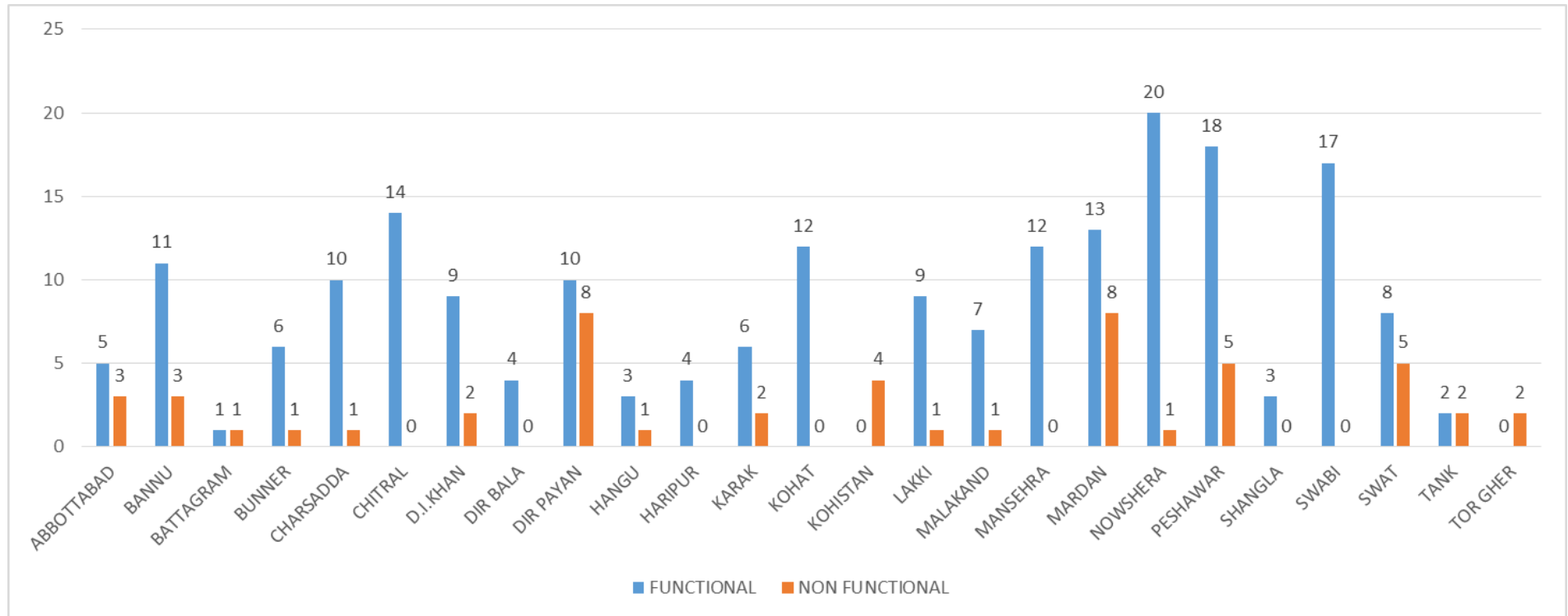
GRAPH SHOWING DASTAKARI/VOCATIONAL/ INDUSTRIAL TRAINING CENTERS BY DISTRICT



**FUNCTIONAL-NON FUNCTIONAL DASTAKARI/VOCATIONAL/INDUSTRIAL
TRAINING CENTERSBY DISTRICT**

DISTRICT NAME	FUNCTIONAL	NON FUNCTIONAL	TOTAL
ABBOTTABAD	5	3	8
BANNU	11	3	14
BATTAGRAM	1	1	2
BUNNER	6	1	7
CHARSADDA	10	1	11
CHITRAL	14	0	14
D.I.KHAN	9	2	11
DIR BALA	4	0	4
DIR PAYAN	10	8	18
HANGU	3	1	4
HARIPUR	4	0	4
KARAK	6	2	8
KOHAT	12	0	12
KOHISTAN	0	4	4
LAKKI	9	1	10
MALAKAND	7	1	8
MANSEHRA	12	0	12
MARDAN	13	8	21
NOWSHERA	20	1	21
PESHAWAR	18	5	23
SHANGLA	3	0	3
SWABI	17	0	17
SWAT	8	5	13
TANK	2	2	4
TOR GHER	0	2	2
TOTAL	204	51	255

GRAPH SHOWING FUNCTIONAL /NON-FUNCTIONAL DASTAKARI/VOCATIONAL/INDUSTRIAL TRAINING CENTERS BY DISTRICT



DASTAKARI/VOCATIONAL/INDUSTRIAL TRAINING CENTERS BY LOCATION

DISTRICT NAME	URBAN	RURAL	TOTAL
ABBOTTABAD	2	6	8
BANNU	2	12	14
BATTAGRAM	1	1	2
BUNNER	0	7	7
CHARSADDA	0	11	11
CHITRAL	2	12	14
D.I.KHAN	6	5	11
DIR BALA	0	4	4
DIR PAYAN	6	12	18
HANGU	1	3	4
HARIPUR	0	4	4
KARAK	2	6	8
KOHAT	7	5	12
KOHISTAN	0	4	4
LAKKI	4	6	10
MALAKAND	0	8	8
MANSEHRA	0	12	12
MARDAN	6	15	21
NOWSHERA	0	21	21
PESHAWAR	9	14	23
SHANGLA	0	3	3
SWABI	1	16	17
SWAT	3	10	13
TANK	1	3	4
TOR GHER	1	1	2
TOTAL	54	201	255

**NON-FUNCTIONAL DASTAKARI/VOCATIONAL/INDUSTRIAL TRAINING CENTERS
WITH REASONS BY DISTRICT**

CENTER NAME / LOCATION				REASONS		
S.No.	DISTRICT	CENTER	REGULAR/ADP	STAFF	EQUIPMENTS	BUILDING
1	KARAK	ITC Teri Karak	Regular	YES		
2	KOHISTAN	ITC Chakai Kohistan	Regular	YES	YES	
3	KOHISTAN	ITC Chalkot Colony Kohistan	Regular	YES	YES	
4	LAKKI	ITC Ghazni Khel Lakki Marwat	Regular	YES		
5	MARDAN	ITC Takht Bhai Shaikhano Maqbara Mardan	Regular	YES		
6	PESHAWAR	ITC Badaber Peshawar	Regular	YES		
7	ABBOTTABAD	ITC Chamherd Abbottabad	ADP	YES		
8	ABBOTTABAD	ITC Dalola Abbottabad	ADP	YES		
9	ABBOTTABAD	ITC Pattan Kalan Abbottabad	ADP	YES		
10	BANNU	ITC Azeem Killa Bannu	ADP		YES	
11	BANNU	ITC Nizam Dherman Khelu Bannu	ADP		YES	
12	BANNU	ITC Baka Khel, Bannu	ADP		YES	
13	BATTAGRAM	ITC Banna Allai Battagram	ADP	YES		
14	BUNNER	ITC Ghorghashtoo Khado Kehl Bunner	ADP	YES		
15	CHARSADDA	ITC Mohallah Muhammad Karam Charsadda	ADP	YES		
16	D.I.KHAN	ITC Onayala DIKhan	ADP	YES		
17	D.I.KHAN	ITC Rang Pura DIKhan	ADP	YES		
18	DIR PAYAN	ITC Asbanr Dir Lower	ADP			YES
19	DIR PAYAN	ITC Sardar Malak Korona Dir Lower	ADP	YES		YES
20	DIR PAYAN	ITC Munda Dir Lower	ADP			YES
21	DIR PAYAN	ITC Lekkor Dir Lower	ADP	YES		YES
22	DIR PAYAN	ITC Miskinai Dir Lower	ADP	YES		YES
23	DIR PAYAN	ITC Khat Kale Kalpani Dir Lower	ADP	YES		
24	DIR PAYAN	ITC Mian Kili Dir Lower	ADP			YES
25	DIR PAYAN	ITC Rabat Dir Lower	ADP			YES
26	HANGU	ITC Thall Hangu	ADP	YES		
27	KARAK	ITC Jengeri Karak	ADP	YES		
28	KOHISTAN	ITC Pattan Kohistan	ADP	YES		
29	KOHISTAN	ITC Palas Kohistan	ADP	YES		

CENTER NAME / LOCATION				REASONS		
S.No.	DISTRICT	CENTER	REGULAR/ADP	STAFF	EQUIPMENTS	BUILDING
30	MALAKAND	ITC Thana Isandass Malakand	ADP	YES		
31	MARDAN	ITC Sawal Deri Bilandi Mardan	ADP	YES		
32	MARDAN	ITC Sikandari Purdil Abad Mardan	ADP	YES		
33	MARDAN	ITC Mayar Mardan	ADP	YES		
34	MARDAN	ITC Maho Deri Mardan	ADP	YES		
35	MARDAN	ITC Katlang No. 1 Mardan	ADP	YES		
36	MARDAN	ITC Gujar Gari Mardan	ADP	YES		
37	MARDAN	ITC Seri Behlol Mardan	ADP	YES		
38	NOWSHERA	ITC Duran Abab Nowshera	ADP	YES	YES	YES
39	PESHAWAR	ITC Budheni Peshawar	ADP			YES
40	PESHAWAR	ITC Hassan Ghari Peshawar	ADP			YES
41	PESHAWAR	ITC UC Peshawar City Peshawar	ADP			YES
42	PESHAWAR	ITC Bella Neko Khan Dalazak Road Peshawa	ADP			YES
43	SWAT	ITC Tokhay Swat	ADP	YES		
44	SWAT	ITC Matta , Swat	ADP	YES		
45	SWAT	ITC Mingora City PK-80 Swat	ADP	YES		
46	SWAT	ITC Rang Mohallah Mingora Swat	ADP			YES
47	SWAT	ITC Rahimabad Swat	ADP	YES		
48	TANK	ITC Tank City Tank	ADP	YES		
49	TANK	ITC Ranwal, Tank	ADP	YES		
50	TOR GHER	ITC Toor Ghar Town	ADP	YES		
51	TOR GHER	ITC Jhodba, Toor Ghar	ADP	YES		

**BENEFICIARIES OF DASTAKARI/VOCATIONAL/INDUSTRIAL TRAINING CENTER
BY DISTRICT**

S.NO	DISTRICT	CNAME	REGULAR /ADP	FUNCTIONAL/ NONFUNCTIONAL	BENEFICIARIES
1	ABBOTTABAD	ITC Chamherd Abbottabad	ADP	Non Functional	0
2	ABBOTTABAD	ITC Samundar Khatha Bara Galli Abbottaba	ADP	Functional	66
3	ABBOTTABAD	ITC Band Phir Khan Abbottabad	ADP	Functional	45
4	ABBOTTABAD	ITC Malak Pura Abbottabad	ADP	Functional	75
5	ABBOTTABAD	ITC Kehab Urban Abbottabad	ADP	Functional	75
6	ABBOTTABAD	ITC Dalola Abbottabad	ADP	Non Functional	0
7	ABBOTTABAD	ITC Pattan Kalan Abbottabad	ADP	Non Functional	0
8	ABBOTTABAD	ITC Havelian Abbottabad	Regular	Functional	50
9	BANNU	ITC Daud Shah Bannu	Regular	Functional	20
10	BANNU	ITC Nusrat Fateh Khel Bannu	Regular	Functional	15
11	BANNU	ITC Jadid Abadi Jaman Road Bannu	Regular	Functional	42
12	BANNU	ITC Wanda Ghaffar Bannu	Regular	Functional	6
13	BANNU	Badamir Abbas Khan Mandan Bannu	Regular	Functional	22
14	BANNU	ITC Hathi Khel Bannu	Regular	Functional	12
15	BANNU	ITC Nizam Dherman Khelu Bannu	ADP	Non Functional	0
16	BANNU	ITC Baka Khel, Bannu	ADP	Non Functional	0
17	BANNU	ITC Azeem Killa Bannu	ADP	Non Functional	0
18	BANNU	ITC Chandmi Chowk Bannu	Regular	Functional	64
19	BANNU	ITC Kotka Asad Jan Mandan Bannu	Regular	Functional	48
20	BANNU	ITC Kachkot Asad Khan Bannu	Regular	Functional	40
21	BANNU	ITC Shukarullah Badi Khel Mondan Bannu	Regular	Functional	50
22	BANNU	ITC Kotka Akhondan , Shahbaz Azmatkhel	Regular	Functional	21
23	BATTAGRAM	ITC Guli Bagh Battagram	ADP	Functional	35
24	BATTAGRAM	ITC Banna Allai Battagram	ADP	Non Functional	0
25	BUNNER	ITC Totally Bunner	ADP	Functional	84
26	BUNNER	ITC Ghorghashtoo Khado Kehl Bunner	ADP	Non Functional	0
27	BUNNER	ITC Bhai Kalay Gadazi Bunner	ADP	Functional	78
28	BUNNER	ITC Kalpani Bunner	ADP	Functional	102
29	BUNNER	ITC Cheena Gagra Bunner	Regular	Functional	78
30	BUNNER	ITC Koga Mandanr Bunner	Regular	Functional	56
31	BUNNER	ITC Nawagai Bunner	Regular	Functional	60
32	CHARSADDA	ITC Gulabad Charsadda	Regular	Functional	42
33	CHARSADDA	ITC Pir Qala Shabqadar	Regular	Functional	39

S.NO	DISTRICT	CNAME	REGULAR /ADP	FUNCTIONAL/ NONFUNCTIONAL	BENEFICIARIES
		Charsadda			
34	CHARSADDA	ITC Sherpao Charsadda	Regular	Functional	46
35	CHARSADDA	ITC Dargai Charsadda	Regular	Functional	38
36	CHARSADDA	ITC Matta MughalKhel Shabwadar Charsadda	Regular	Functional	34
37	CHARSADDA	ITC Mohallah Muhammad Karam Charsadda	ADP	Non Functional	0
38	CHARSADDA	ITC Umar Zai Charsadda	Regular	Functional	21
39	CHARSADDA	ITC Shakh No 6 Charsadda	Regular	Functional	30
40	CHARSADDA	ITC Behlola Charsadda	Regular	Functional	11
41	CHARSADDA	ITC Utman Zai Charsadda	Regular	Functional	34
42	CHARSADDA	ITC Gul Bahar No.2 Charsadda	Regular	Functional	39
43	CHITRAL	ITC Madak Lasht Chitral	Regular	Functional	25
44	CHITRAL	ITC Janjirat Koh Chitral	ADP	Functional	27
45	CHITRAL	ITC Eaoz Garam Chishma Chitral	ADP	Functional	38
46	CHITRAL	ITC Murdan Garam Chisma Chitral	ADP	Functional	25
47	CHITRAL	ITC Chuinj Mastuj Chitral	ADP	Functional	25
48	CHITRAL	ITC Booni Lasht (Female) Chitral	Regular	Functional	105
49	CHITRAL	ITC Booni Lasht (Male) Chitral	Regular	Functional	
50	CHITRAL	ITC Chinar Mastuj Chitral	Regular	Functional	111
51	CHITRAL	ITC Daneen Chitral	Regular	Functional	17
52	CHITRAL	ITC Mough Chitral	Regular	Functional	30
53	CHITRAL	ITC Charun Chitral	Regular	Functional	17
54	CHITRAL	ITC Khorakshanda Chitral	Regular	Functional	10
55	CHITRAL	ITC Drosh Chitral	Regular	Functional	17
56	CHITRAL	ITC Ayun Chitral	Regular	Functional	27
57	D.I.KHAN	ITC Paroa DIKhan	ADP	Functional	36
58	D.I.KHAN	ITC Islamia Colony DIKhan	Regular	Functional	160
59	D.I.KHAN	ITC Wensum Colony DIKhan	Regular	Functional	24
60	D.I.KHAN	ITC APWA DIKhan	Regular	Functional	12
61	D.I.KHAN	ITC Rahim Bazar DIKhan	Regular	Functional	35
62	D.I.KHAN	ITC Chaman Chowk DIKhan	Regular	Functional	36
63	D.I.KHAN	ITC Rang Pura DIKhan	ADP	Non Functional	0
64	D.I.KHAN	ITC Rangpur Shumali DIKhan	Regular	Functional	52
65	D.I.KHAN	ITC Baran Abad DIKhan	ADP	Functional	25
66	D.I.KHAN	ITC Gara Hayat DIKhan	ADP	Functional	26
67	D.I.KHAN	ITC Onayala DIKhan	ADP	Non Functional	0
68	DIR BALA	ITC Wari Dir Upper	ADP	Functional	20
69	DIR BALA	ITC Shaw0 Dir Upper	Regular	Functional	138
70	DIR BALA	ITC Barawal Dir Upper	ADP	Functional	20
71	DIR BALA	ITC Sherengal Dir Upper	ADP	Functional	

S.NO	DISTRICT	CNAME	REGULAR /ADP	FUNCTIONAL/ NONFUNCTIONAL	BENEFICIARIES
72	DIR PAYAN	ITC Chakdara Aden Zai City Dir Payan	Regular	Functional	21
73	DIR PAYAN	ITC Samar Bagh Dir Payan	Regular	Functional	29
74	DIR PAYAN	ITC Adenzai City II Dir Payan	Regular	Functional	24
75	DIR PAYAN	ITC Ziyarat Talash Dir Payan	Regular	Functional	32
76	DIR PAYAN	ITC Dabar Saddu Dir Payan	Regular	Functional	80
77	DIR PAYAN	ITC Adenzai City Dir Payan	Regular	Functional	12
78	DIR PAYAN	ITC Walai Kandao Dir Payan	Regular	Functional	16
79	DIR PAYAN	ITC Koto Dir Payan	Regular	Functional	27
80	DIR PAYAN	ITC Mayar Jandul Dir Payan	Regular	Functional	52
81	DIR PAYAN	ITC Samar Bagh Dir Payan	Regular	Functional	45
82	DIR PAYAN	ITC Rabat Dir Lower	ADP	Non Functional	0
83	DIR PAYAN	ITC Asbanr Dir Lower	ADP	Non Functional	0
84	DIR PAYAN	ITC Miskinai Dir Lower	ADP	Non Functional	0
85	DIR PAYAN	ITC Khat Kale Kalpani Dir Lower	ADP	Non Functional	0
86	DIR PAYAN	ITC Mian Kili Dir Lower	ADP	Non Functional	0
87	DIR PAYAN	ITC Lekkor Dir Lower	ADP	Non Functional	0
88	DIR PAYAN	ITC Sardar Malak Korona Dir Lower	ADP	Non Functional	0
89	DIR PAYAN	ITC Munda Dir Lower	ADP	Non Functional	0
90	HANGU	ITC Warsata Hangu	ADP	Functional	30
91	HANGU	ITC Jaozara Hangu	Regular	Functional	319
92	HANGU	ITC Ashrawi Hangu	Regular	Functional	273
93	HANGU	ITC Thall Hangu	ADP	Non Functional	0
94	HARIPUR	ITC Kota Pir Kot Haripur	ADP	Functional	20
95	HARIPUR	ITC Ghazi Haripur	ADP	Functional	20
96	HARIPUR	ITC Khaloo Haripur	ADP	Functional	20
97	HARIPUR	ITC Siri Haripur	ADP	Functional	20
98	KARAK	ITC Latamber Karak	Regular	Functional	56
99	KARAK	ITC Chokara Karak	ADP	Functional	29
100	KARAK	ITC Palo sasar Karak	ADP	Functional	44
101	KARAK	ITC Teri Karak	Regular	Non Functional	0
102	KARAK	ITC Daggar Nari	ADP	Functional	30
103	KARAK	ITC Karak City	Regular	Functional	143
104	KARAK	ITC Takhti Nasrati Karak	Regular	Functional	24
105	KARAK	ITC Jengeri Karak	ADP	Non Functional	0
106	KOHAT	ITC Rehmanabad Shakardara Kohat	ADP	Functional	40
107	KOHAT	ITC Peshawar Chowk Kohat	Regular	Functional	93
108	KOHAT	ITC Nasratkhel Kohat	Regular	Functional	100
109	KOHAT	ITC JARMA Kohat	Regular	Functional	40
110	KOHAT	ITC Parachgan Kohat	ADP	Functional	70
111	KOHAT	ITC Lachi Kohat	ADP	Functional	52
112	KOHAT	ITC Paracha Town Kohat	ADP	Functional	147
113	KOHAT	ITC Babri Banda Kohat	ADP	Functional	110

S.NO	DISTRICT	CNAME	REGULAR /ADP	FUNCTIONAL/ NONFUNCTIONAL	BENEFICIARIES
114	KOHAT	ITC Kaga Zai Kohat	Regular	Functional	81
115	KOHAT	ITC College Town Kohat	Regular	Functional	41
116	KOHAT	ITC Sher Kot Kohat	Regular	Functional	72
117	KOHAT	ITC Shakardara Kohat	Regular	Functional	30
118	KOHISTAN	ITC Pattan Kohistan	ADP	Non Functional	0
119	KOHISTAN	ITC Palas Kohistan	ADP	Non Functional	0
120	KOHISTAN	ITC Chakai Kohistan	Regular	Non Functional	0
121	KOHISTAN	ITC Chalkot Colony Kohistan	Regular	Non Functional	0
122	LAKKI MARWAT	ITC Serai Naurang Lakki Marwat	Regular	Functional	240
123	LAKKI MARWAT	ITC Lakki City Lakki Marwat	Regular	Functional	30
124	LAKKI MARWAT	ITC Dara Pezu Lakki Marwat	Regular	Functional	35
125	LAKKI MARWAT	ITC Ghazni Khel Lakki Marwat	Regular	Non Functional	0
126	LAKKI MARWAT	ITC Langer Khel Lakki Marwat	ADP	Functional	0
127	LAKKI MARWAT	ITC Mashmansoor Lakki Marwat	ADP	Functional	144
128	LAKKI MARWAT	ITC Kot Kashmir Lakki Marwat	ADP	Functional	105
129	LAKKI MARWAT	ITC Kandi Khan Khel Lakki Marwat	ADP	Functional	210
130	LAKKI MARWAT	ITC Kaki Road Sarai Naurang Lakki	ADP	Functional	65
131	LAKKI MARWAT	ITC Serai Naurang-II Lakki Marwat	Regular	Functional	20
132	MALAKAND	ITC Thana Village Malakand	Regular	Functional	28
133	MALAKAND	ITC Sakhakot Faqirabad Malakand	Regular	Functional	28
134	MALAKAND	ITC Thana (College Colony) Malakand	Regular	Functional	43
135	MALAKAND	ITC Deri Jolgram Malakand	ADP	Functional	31
136	MALAKAND	ITC Gari Usman Khel Malakand	Regular	Functional	50
137	MALAKAND	ITC Thana Isandass Malakand	ADP	Non Functional	0
138	MALAKAND	ITC Thana Khass Malakand	ADP	Functional	17
139	MALAKAND	ITC Thana Bukhta Banadajat Malakand	ADP	Functional	25
140	MANSEHRA	ITC BAFFA Mansehra	Regular	Functional	38
141	MANSEHRA	ITC BHER KUND Mansehra	Regular	Functional	34
142	MANSEHRA	ITC TANDA Mansehra	Regular	Functional	25
143	MANSEHRA	ITC Ghazi Kot Township Mansehra	Regular	Functional	45
144	MANSEHRA	ITC Banda Peeran Mansehra	Regular	Functional	28
145	MANSEHRA	ITC Mujahid Abad Baffa Mansehra	ADP	Functional	32

S.NO	DISTRICT	CNAME	REGULAR /ADP	FUNCTIONAL/ NONFUNCTIONAL	BENEFICIARIES
146	MANSEHRA	ITC Khaki Mansehra	Regular	Functional	20
147	MANSEHRA	ITC Oghi Mansehra	Regular	Functional	28
148	MANSEHRA	ITC Khawjgan Mansehra	Regular	Functional	32
149	MANSEHRA	ITC Jabba Mansehra	ADP	Functional	32
150	MANSEHRA	ITC shinkhari Mansehra	Regular	Functional	35
151	MANSEHRA	ITC Khalyala Mansehra	Regular	Functional	6
152	MARDAN	ITC Takht Bhai Shaikhano Maqbara Mardan	Regular	Non Functional	0
153	MARDAN	ITC Lund Khwar Mardan	Regular	Functional	30
154	MARDAN	ITC Pati Kalan Takht Bhai Mardan	Regular	Functional	12
155	MARDAN	ITC Takar Faiz Talband Mardan	ADP	Functional	30
156	MARDAN	ITC Haji Korona Mardan	Regular	Functional	45
157	MARDAN	ITC Sikandari Purdil Abad Mardan	ADP	Non Functional	0
158	MARDAN	ITC Gujar Gari Mardan	ADP	Non Functional	0
159	MARDAN	ITC Katlang No. 1 Mardan	ADP	Non Functional	0
160	MARDAN	ITC Maho Deri Mardan	ADP	Non Functional	0
161	MARDAN	ITC Sawal Deri Guli Bagh Mardan	ADP	Functional	30
162	MARDAN	ITC Mayar Mardan	ADP	Non Functional	0
163	MARDAN	ITC Sawal Deri Bilandi Mardan	ADP	Non Functional	0
164	MARDAN	ITC Toru Ada Mardan	Regular	Functional	30
165	MARDAN	ITC Serai Mian Gulzara Mardan	Regular	Functional	81
166	MARDAN	ITC Darul Falah Takht Bhai Mardan	Regular	Functional	65
167	MARDAN	ITC Machi Mardan	ADP	Functional	30
168	MARDAN	ITC Seri Behlol Mardan	ADP	Non Functional	0
169	MARDAN	ITC Garo Shah Mardan	Regular	Functional	15
170	MARDAN	ITC Saro Shah Mardan	Regular	Functional	57
171	MARDAN	ITC Jhandai Mardan	Regular	Functional	32
172	MARDAN	ITC Old Bughdadah Mardan	Regular	Functional	54
173	NOWSHERA	ITC Spein Khak Nowshera	ADP	Functional	120
174	NOWSHERA	ITC Mandoori Nowshera	Regular	Functional	75
175	NOWSHERA	ITC Duran Abab Nowshera	ADP	Non Functional	0
176	NOWSHERA	ITC Noshera Kalan Nowshera	ADP	Functional	63
177	NOWSHERA	ITC Hamza Rashaka Nowshera	ADP	Functional	90
178	NOWSHERA	ITC Dag Ismail Khel	ADP	Functional	90
179	NOWSHERA	ITC Aza Khel Nowshera	ADP	Functional	105
180	NOWSHERA	ITC Shabab Khel Kaka Sahib Nowshera	ADP	Functional	60
181	NOWSHERA	ITC Pir Sabaq Nowshera	ADP	Functional	30
182	NOWSHERA	ITC Banda Mula Khan Nowshera	ADP	Functional	144

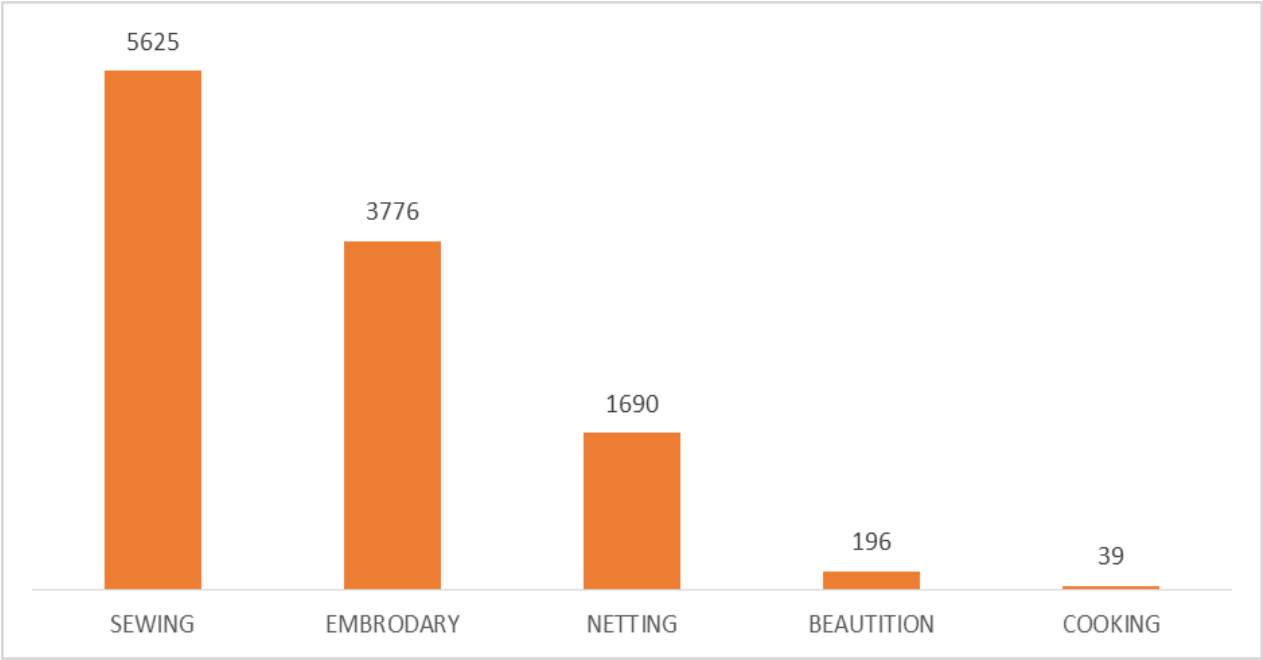
S.NO	DISTRICT	CNAME	REGULAR /ADP	FUNCTIONAL/ NONFUNCTIONAL	BENEFICIARIES
183	NOWSHERA	ITC Saddu Khel Nowshera	ADP	Functional	81
184	NOWSHERA	ITC Kahi Jehangira Nowshera	Regular	Functional	40
185	NOWSHERA	ITC SW Center Inzari Nowshera	Regular	Functional	77
186	NOWSHERA	ITC Kurwi Pabbi Nowshera	Regular	Functional	20
187	NOWSHERA	ITC Dagi Qadeem Nowshera	Regular	Functional	63
188	NOWSHERA	ITC Shaidu Khairabad	ADP	Functional	66
189	NOWSHERA	ITC SW Centre Zakhi Qabristan Nowshera	Regular	Functional	66
190	NOWSHERA	ITC Spin Khak Nowshera	Regular	Functional	48
191	NOWSHERA	ITC Khaishgi Payan Nowshera	Regular	Functional	54
192	NOWSHERA	ITC Aza Khel Payan Nowshera	Regular	Functional	42
193	NOWSHERA	ITC Kandi Tazadin Nowshera	Regular	Functional	10
194	PESHAWAR	ITC Kapoor Deri Peshawar	ADP	Functional	48
195	PESHAWAR	ITC Jagra Peshawar	Regular	Functional	34
196	PESHAWAR	ITC Ghari Sher Dad Peshawar	Regular	Functional	21
197	PESHAWAR	ITC Badaber Peshawar	Regular	Non Functional	0
198	PESHAWAR	ITC Kagawala Peshawar	Regular	Functional	45
199	PESHAWAR	ITC Sufaid Dheri Peshawar	Regular	Functional	90
200	PESHAWAR	ITC Sufaid Sang Peshawar	Regular	Functional	12
201	PESHAWAR	ITC Char Pariza Peshawar	Regular	Functional	12
202	PESHAWAR	ITC Palosai Peshawar	Regular	Functional	49
203	PESHAWAR	ITC Bada Bher Maryamzai Peshawar	ADP	Functional	213
204	PESHAWAR	ITC Ormar Payan Peshawar	ADP	Functional	68
205	PESHAWAR	ITC Palosi Talarzai Peshawar	ADP	Functional	137
206	PESHAWAR	ITC Gul Bahar No. 1 Peshawar	ADP	Functional	72
207	PESHAWAR	ITC Swati Patak Peshawar	ADP	Functional	123
208	PESHAWAR	ITC Behlol Khel Bala Peshawar	ADP	Functional	232
209	PESHAWAR	ITC Hassan Ghari Peshawar	ADP	Non Functional	0
210	PESHAWAR	ITC Guldara Chowk Peshawar	ADP	Functional	98
211	PESHAWAR	ITC Hazar khwani Peshawar	ADP	Functional	115
212	PESHAWAR	ITC Yousaf Abad Peshawar	ADP	Functional	217
213	PESHAWAR	ITC Bella Neko Khan Dalazak Road Peshawa	ADP	Non Functional	0
214	PESHAWAR	ITC UC Peshawar City Peshawar	ADP	Non Functional	0
215	PESHAWAR	ITC Budheni Peshawar	ADP	Non Functional	0
216	PESHAWAR	ITC Gahra Tajak Peshawar	Regular	Functional	48
217	SHANGLA	ITC Chaki sar Shangla	Regular	Functional	36

S.NO	DISTRICT	CNAME	REGULAR /ADP	FUNCTIONAL/ NONFUNCTIONAL	BENEFICIARIES
218	SHANGLA	ITC Alpuri II Shangla	ADP	Functional	32
219	SHANGLA	ITC Alpuri Shangla	Regular	Functional	25
220	SWABI	ITC Zarobi Topi Swabi	ADP	Functional	64
221	SWABI	ITC Yaqoobi Swabi	ADP	Functional	54
222	SWABI	ITC Slaim Khan Swabi	ADP	Functional	60
223	SWABI	ITC Gohati Swabi	ADP	Functional	74
224	SWABI	ITC Zaida Swabi	ADP	Functional	70
225	SWABI	ITC Marguz Swabi	ADP	Functional	60
226	SWABI	ITC Panj Pir Swabi	ADP	Functional	76
227	SWABI	ITC Pajman Swabi	ADP	Functional	80
228	SWABI	ITC Maini Topi Swabi	ADP	Functional	56
229	SWABI	ITC Jhanda Swabi	Regular	Functional	60
230	SWABI	ITC Pabaini Swabi	Regular	Functional	46
231	SWABI	ITC Tarakai Swabi	Regular	Functional	50
232	SWABI	ITC Manari bala Swabi	Regular	Functional	50
233	SWABI	ITC Kernal Sher Kallay Swabi	Regular	Functional	52
234	SWABI	ITC Baja Swabi	Regular	Functional	60
235	SWABI	ITC Sadrai Dagai Swabi	ADP	Functional	64
236	SWABI	ITC Centre Dagai Swabi	ADP	Functional	60
237	SWAT	ITC Khwaza Khela Swat	ADP	Functional	88
238	SWAT	ITC Gogdara Swat	ADP	Functional	30
239	SWAT	ITC Charbagh Swat	Regular	Functional	34
240	SWAT	ITC Malook Abad Swat	ADP	Functional	25
241	SWAT	ITC Matta , Swat	ADP	Non Functional	0
242	SWAT	ITC Rahimabad Swat	ADP	Non Functional	0
243	SWAT	ITC Rang Mohallah Mingora Swat	ADP	Non Functional	0
244	SWAT	ITC Shawar Matta Swat	ADP	Functional	34
245	SWAT	ITC Mingora City PK-80 Swat	ADP	Non Functional	0
246	SSWAT	ITC Kota Barikot Swat	Regular	Functional	135
247	SWAT	ITC Saidu Sharif Babozai Swat	Regular	Functional	42
248	SWAT	ITC Kabal Swat	Regular	Functional	34
249	SWAT	ITC Tokhay Swat	ADP	Non Functional	0
250	TANK	ITC Pai Tank	Regular	Functional	30
251	TANK	ITC Kaka Khail Mullazai Tank	Regular	Functional	32
252	TANK	ITC Ranwal, Tank	ADP	Non Functional	0
253	TANK	ITC Tank City Tank	ADP	Non Functional	0
254	TOR GHER	ITC Toor Ghar Town	ADP	Non Functional	0
255	TOR GHER	ITC Jhodba, Toor Ghar	ADP	Non Functional	0

**BENEFICIARIES OF DASTAKARI/VOCATIONAL/INDUSTRIAL TRAINING
CENTERS BY TRADE**

DISTRICT	SEWING	EMBROIDERY	NETTING	BEAUTICIAN	COOKING	TOTAL
ABBOTTABAD	112	112	87	0	0	311
BANNU	189	80	71	0	0	340
BATTAGRAM	35	0	0	0	0	35
BUNNER	172	172	114	0	0	458
CHARSADDA	189	102	43	0	0	334
CHITRAL	272	103	92	0	7	474
D.I.KHAN	247	93	0	66	0	406
DIR BALA	76	76	46	0	0	178
DIR PAYAN	183	119	31	5	0	338
HANGU	474	105	43	0	0	622
HARIPUR	40	40	0	0	0	80
KARAK	118	107	101	0	0	326
KOHAT	454	276	101	41	4	876
KOHISTAN	0	0	0	0	0	0
LAKKI	328	318	183	20	0	849
MALAKAND	170	36	16	0	0	222
MANSEHRA	189	161	5	0	0	355
MARDAN	159	159	159	13	21	511
NOWSHERA	476	463	403	2	0	1,344
PESHAWAR	951	517	110	49	7	1,634
SHANGLA	62	31	0	0	0	93
SWABI	518	518	0	0	0	1,036
SWAT	191	166	65	0	0	422
TANK	20	22	20	0	0	62
TOR GHER	0	0	0	0	0	0
TOTAL	5,625	3,776	1,690	196	39	11,306
PERCENTAGE	49.75%	33.40%	14.95%	1.73%	0.34%	

GRAPH SHOWING BENEFICIARIES OF DASTAKARI/VOCATIONAL/INDUSTRIAL TRAINING CENTERS BY TRADE



**SHARE OF BENEFICIARIES OF DASTAKARI/VOCATIONAL/INDUSTRIAL
TRAINING CENTERS BY DISTRICT**

DISTRICT	BENEFICIARIES	PERCENTAGE
ABBOTTABAD	311	2.75
BANNU	340	3.01
BATTAGRAM	35	0.31
BUNNER	458	4.05
CHARSADDA	334	2.95
CHITRAL	474	4.19
D.I.KHAN	406	3.59
DIR BALA	178	1.57
DIR PAYAN	338	2.99
HANGU	622	5.50
HARIPUR	80	0.71
KARAK	326	2.88
KOHAT	876	7.75
KOHISTAN	0	0.00
LAKKI	849	7.51
MALAKAND	222	1.96
MANSEHRA	355	3.14
MARDAN	511	4.52
NOWSHERA	1344	11.89
PESHAWAR	1634	14.45
SHANGLA	93	0.82
SWABI	1036	9.16
SWAT	422	3.73
TANK	62	0.55
TOR GHER	0	0.00
TOTAL	11,306	100.00

**EQUIPMENTS IN DASTAKARI/VOCATIONAL/INDUSTRIAL TRAINING
CENTERS BY DISTRICT DURING 2016-17**

DISTRICT	SEWING MACHINES	PAD SEWING MACHINES	NETTING MACHINES	ZIGZAG MACHINES	EMBROIDERY	OVER LOCK	IRON	FURNITURE	FAN
ABBOTTABAD	122	46	4	3	0	2	4	62	3
BANNU	76	49	11	3	0	1	4	198	20
BATTAGRAM	30	4	0	0	0	0	0	52	0
BUNNER	90	8	0	1	0	0	3	76	6
CHARSADDA	65	7	3	4	3	1	10	113	16
CHITRAL	160	28	20	11	0	0	8	113	0
D.I.KHAN	92	6	0	1	0	0	6	54	19
DIR BALA	63	2	1	0	2	0	4	92	0
DIR PAYAN	271	20	23	83	40	25	6	529	35
HANGU	54	4	0	1	4	0	2	46	4
HARIPUR	52	8	0	0	0	0	0	104	0
KARAK	103	13	6	7	11	1	4	135	6
KOHAT	269	21	0	0	0	0	13	95	32
KOHISTAN	0	0	0	0	0	0	0	0	0
LAKKI	147	70	17	77	57	56	7	336	20
MALAKAND	105	5	7	5	4	2	3	145	8
MANSEHRA	133	59	7	2	0	0	7	229	8
MARDAN	235	47	7	9	6	8	16	281	19
NOWSHERA	251	21	6	20	7	9	9	542	15
PESHAWAR	235	47	5	8	0	6	9	169	11
SHANGLA	41	7	0	0	0	0	0	16	0
SWABI	196	16	5	5	2	5	16	386	32
SWAT	120	4	0	0	0	0	5	63	19
TANK	14	2	2	2	2	0	2	22	0
TOR GHER	0	0	0	0	0	0	0	0	0
TOTAL	2924	494	124	242	138	116	138	3858	273

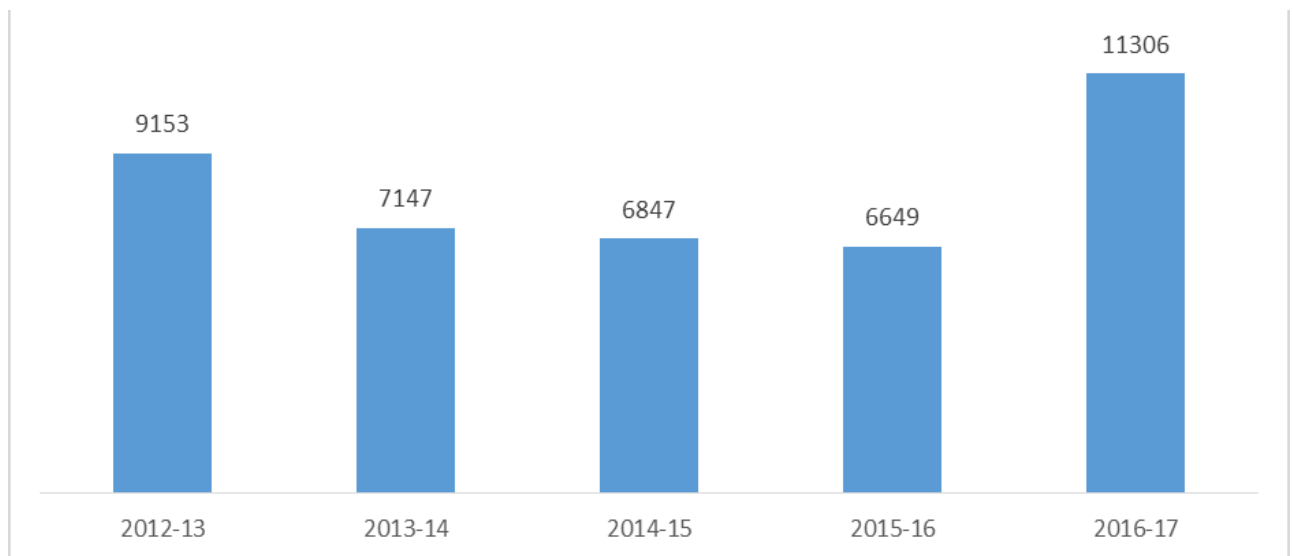
**FUNCTIONAL DASTAKARI/VOCATIONAL/INDUSTRIAL TRAINING CENTERS
WITH NUMBER OF SEWING MACHINES**

NO OF CENTRES	NO OF SEWING
2	2
3	3
3	4
9	5
7	6
8	7
8	8
9	9
16	10
5	11
16	12
31	13
10	14
40	15
2	16
3	17
5	18
5	19
3	20
1	21
2	22
4	23
1	24
1	25
1	27
1	28
1	32
1	35
1	38
1	40
1	50
1	52
1	66
1	70

COMPARISON OF BENEFICIARIES FROM 2012-13 TO 2016-17.

YEAR	2012-13	2013-14	2014-15	2015-16	2016-17
BENEFICIARIES	9153	7147	6847	6649	11306

GRAPH SHOWING COMPARISON OF BENEFICIARIES OF INDUSTRIAL TRAINING CENTERS FROM 2012-13 TO 2016-17.



تعداد	مستفید ہونے والے دوران سال (2016-17)
	سلائی
	کڑھائی
	تھیک
	پوشین
	کلیٹک
	کل تعداد

۱۶۔ کیا آپ سنٹر کے موجودہ علاقہ میں ہونے سے مطمئن ہیں۔

ہاں

نہیں

اگر نہیں تو دوسرے علاقہ کا نام لکھیں: _____

۱۱۔ مسائل

۱۔ _____

۲۔ _____

۳۔ _____

تصدیق نامہ

تصدیق کی جاتی ہے کہ:

۱: سولانا مہرائے درج شدہ معلومات سنٹر کے ریکارڈ اور دوسرے علم کے مطابق درست ہے۔

۲: اگر اس سولانا سے میں درج شدہ معلومات غلط پائی گئیں تو میں ملازمت سے برخواستگی کے قانون بحریہ ۱۹۷۱ کے تحت سزا کا مستوجب ہونگا ہوگی۔

۳:

سنٹر اچھارج کا نام (انگریزی کے ہر حرف میں)۔ _____

دستخط: _____ تاریخ: _____

ڈی۔ سوسٹل وٹنیر۔ سولانا سے کی ڈیکلرنگ اور تصحیح کا ذمہ دار ہوگا۔

ڈی۔ سولانا کا نام (انگریزی کے ہر حرف میں)۔ _____

دستخط ڈی۔ او: _____ تاریخ: _____

نوٹ: (اس فارم کی ایک کاپی اپنے ریکارڈ میں رکھیں)

DARUL AMANS
(WOMEN SHELTER
HOME)

STATISTICS

DARUL AMAN BY DISTRICT

DISTRICT	NAME	STATUS	REGULARADP
ABBOTTABAD	DARUL AMAN ABBOTTABAD	FUNCTIONAL	REGULAR
SWAT	DARUL AMAN SWAT	FUNCTIONAL	REGULAR
PESHAWAR	WOMEN CRISES CENTER PESHAWAR	FUNCTIONAL	REGULAR
MARDAN	DARUL AMAN MARDAN	FUNCTIONAL	REGULAR
HARIPUR	DARUL AMAN HARIPUR	NON FUNCTIONAL	REGULAR
MANSEHRA	DARUL AMAN MANSEHRA	FUNCTIONAL	ADP

FOUR YEARS BREAK UP OF DARUL AMANS

YEAR	FUNCTIONAL	NON FUNCTIONAL	REGULAR	ADP	TOTAL
2013-14	4	1	5	0	5
2014-15	4	1	5	0	5
2015-16	4	1	4	1	5
2016-17	5	1	5	1	6

NO. OF BENEFICIARIES

NATURE OF CASES	2013-14	2014-15	2015-16	2016-17
DOMESTIC VIOLENCE	120	173	90	64
SEXUAL/ RAPE	17	47	17	7
DIVORCE	38	28	38	23
EARLY MARRIAGES	30	11	26	5
FAMILY VIOLANCE	0	0	0	11
SWARA	21	23	21	0
RUN AWAY	271	222	261	895
WIDOWS	0	4	0	0
ZANA	9	0	9	0
BEGGARS	116	0	116	0
TOTAL	622	508	578	994

NO OF CASES SETTLED

NATURE OF CASES	2013-14	2014-15	2015-16	2016-17
CASES SETTEELED THROUGH COURTS	175	369	675	480
CASES SETTEELED THROUGH JARGA	38	66	7	8
LEGAL AIDS PROVIDED	153	15	158	338
TRAINING IMPARTED	168	70	330	182

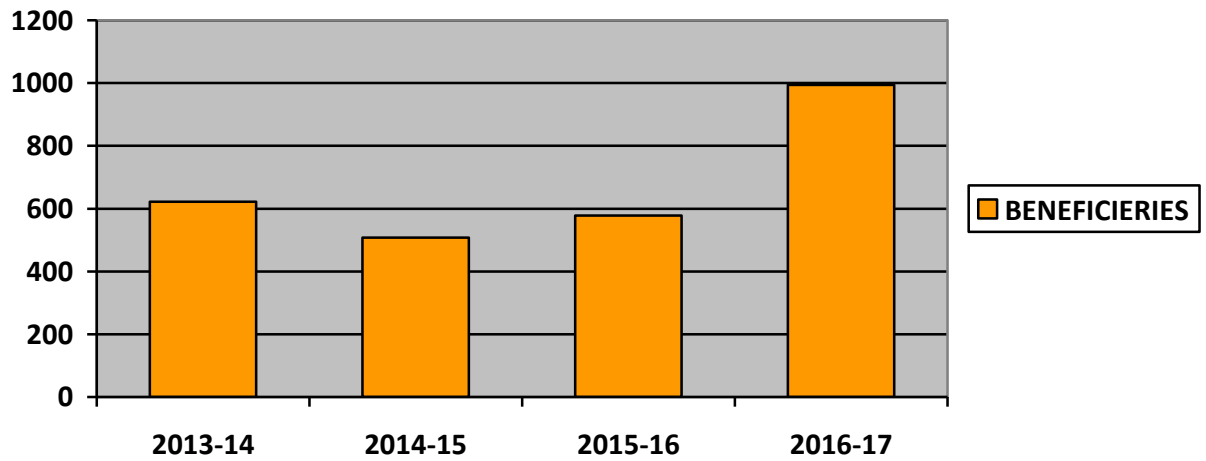
DETAIL OF DARUL AMANS WITH BENEFICIARIES BY DISTRICT

DISTRICT	NAME	STATUS	DOMESTIC VIOLANCE	SEXUA/RAPE CASES	DIVORCE CASES	EARLY MERRIAG	SWARA	FAMILY VIOLENCE	RUN AWAY CASES	BEGGERS	TOTAL
ABBOTTABAD	DARUL AMAN ABBOTTABAD	FUNCTIONAL	2	0	0	0	0	0	220	0	222
SWAT	DARUL AMAN SWAT	FUNCTIONAL	16	0	10	0	0	0	263	0	289
PESHAWAR	WOMEN CRISES CENTER PESHAWAR	FUNCTIONAL	43	6	11	5	0	10	79	0	144
MARDAN	DARUL AMAN MARDAN	FUNCTIONAL	0	0	2	0	0	0	320	0	322
HARIPUR	DARUL AMAN HARIPUR	NON FUNCTIONAL	0	0	0	0	0	0	0	0	0
MANSEHRA	DARUL AMAN MANSEHRA	FUNCTIONAL	3	1	0	0	0	1	13	0	17
TOTAL			64	7	23		0	11	895	0	994

**COMPARISON OF BENEFICIARIES (DARUL-AMAN)
FROM 2013-14 TO 2016-17.**

YEARS	2013-14	2014-15	2015-16	2016-17
BENEFICIERIES	622	508	578	994

**COMPARISON OF BENEFICIARIES (DARUL-AMAN)
FROM 2013-14 TO 2016-17.**



میںجمنٹ انفارمیشن سسٹم
سوشل ویلفیئر، سپیشل ایجوکیشن اینڈ ویمن ایمپاورمینٹ ڈیپارٹمنٹ

حکومت خیبر پختونخوا

ٹیلی فون نمبر 091-9213993

سوالنامہ برائے ویمن کرائسٹیز سنٹر / دارالامان

(یکم جولائی 2016 سے 30 جون 2017 تک)

حصہ اول (جنرل)

(MIS آلات کرکے)

--	--	--	--	--

۱۔ دارالامان کانسٹرکٹ

۲۔ دارالامان کے سٹرکٹ نام (انگریزی کے بڑے حروف میں)

۳۔ اگر ایڈیٹیو ہے تو: تاریخ اجراء تاریخ انجام

۴۔ موجودہ حیثیت: ADP Regular/Revenue

۵۔ فعال حیثیت: Non-Functional Functional

۶۔ اگر تکمیل نہیں ہو چکی ہے تو: _____

۷۔ ڈی ڈی او کو:

۸۔ عطلیہ ملا ہے یا نہیں:	<input type="checkbox"/>	ہاں	<input type="checkbox"/>	نہیں	<input type="checkbox"/>
۱۔ اگر ہاں تو: عطلیہ کروہ ادارہ کا نام:	_____				
۲۔ اگر گرفت کی عمل میں تو تعداد:	_____				
۳۔ اگر رقم کی عمل میں تو کتنی:	_____				
۴۔ اگر مشین تو کتنی:	_____				
تعداد:	_____				

۹۔ ضلع: _____

۱۰۔ تحصیل: _____

۱۱۔ علاقہ: _____ شہری _____ دیہی _____

۱۲۔ صوبائی انتظامی ضلع کا نمبر (PK No): _____

۱۳۔ گاؤں/شہر کا نام: _____

۱۴۔ سٹرکچرل نام: _____

۱۵۔ سٹرکچرل فون نمبر: _____

۱۶۔ عمارت کی ملکیت: حکومت کرایے پر عطلیہ کروہ

۱۷۔ اگر کرایے پر تو روپے میں ماہانہ کرایہ: _____

۱۸۔ کمروں کی تعداد: _____

۱۹۔ سٹرکچرل مندرجہ ذیل موجود ہیں

۱۔ پانی	<input type="checkbox"/>	ہاں	<input type="checkbox"/>	نہیں	<input type="checkbox"/>
۲۔ گیس	<input type="checkbox"/>	ہاں	<input type="checkbox"/>	نہیں	<input type="checkbox"/>
۳۔ بجلی	<input type="checkbox"/>	ہاں	<input type="checkbox"/>	نہیں	<input type="checkbox"/>
۴۔ لیٹرین	<input type="checkbox"/>	ہاں	<input type="checkbox"/>	نہیں	<input type="checkbox"/>
۵۔ کچن	<input type="checkbox"/>	ہاں	<input type="checkbox"/>	نہیں	<input type="checkbox"/>

حصہ دوم (ساروسامان)

۳۰

سالان	قسط اول	قسط دوم	قسط سوم	کل قسط
سلائی مشین				
کڑھائی کا سامان				
overlock مشین				
ٹی وی				
فریژ				
کچن کا سامان				
اسٹری				
بستر				

۳۱. معلومات تیرھے گزوی

چھڑی	بیل	دھڑ بھنڈر	قسط اول	قسط دوم

حصہ سوم (مستفید ہونے والے)

۳۲

زمرہ کارین / Category	سال 2016-17 میں تعداد
گھریلے نھو	
چھڑی نھو	
قطن پانڈ	
ٹاپوٹنگ ٹری کی ٹوٹی	
روہ	
خاندانی نھو	
گھر سے بھائی یعنی خواتین	
کل تعداد	

۳۳. کھپکاری خواتین کی تعداد:
۳۴. کھپکاری خواتین کے نالیپ (دوبارہ رقم ہونے والے) کھپکاری تعداد:
۳۵. کھپکاری خواتین کو ٹاپوٹ (چھوڑے جانے کے بعد کی معلومات) کیا گیا:
۳۶. کل شدہ کھپکاری تعداد: عدالت کے ذریعے تو کے ذریعے (DCO/COURT)
۳۷. کتنے کھپکاری کی قانونی معاونت کرائی گئی:
۳۸. کتنے کھپکاری کو بھرسکا گیا:

تصدیق نامہ

تصدیق کی جاتی ہے کہ:

- ۱: سوالنامہ اے ورن شدہ معلومات سنٹر کے ریکارڈ اور سرے علم کے مطابق درست ہے۔
- ۲: اگر اس سوالنامے میں ورن شدہ معلومات غلط پائی گئیں تو میں ملازمت سے برخواستگی کے قانون مجریہ ۱۹۹۷ کے تحت سزا کا مستحق ہوں گا۔

ہوگا/ہوگی۔

سنٹر انچارج سہانے کی جگہ اور صحیح کا دستخط

سنٹر انچارج کا نام (انگریزی کے با حروف میں)۔

..... تاریخ:

REHABILITATION CENTRE FOR DRUG ADDICTS

STATISTICS

REHABILITATION CENTRES FOR DRUG ADDICTS BY DISTRICT

DISTRICT	NAME	REGULAR/ADP	STATUS	LOCATION	BEDS
SWAT	Rehabilitation Center for Drug Addicts Swat	REGULAR	FUNCTIONAL	URBAN	28
D.I.KHAN	Rehabilitation Center for Drug Addicts D.I.Khan	REGULAR	FUNCTIONAL	URBAN	15
PESHAWAR	Rehabation Center for Drug Addicts Peshawar	REGULAR	FUNCTIONAL	URBAN	25
KOHAT	Rehabilitation Center for Drug Addicts Kohat	REGULAR	FUNCTIONAL	URBAN	25
DIR PAYAN	Rehab: Center for Drug Addicts Dir Lower	REGULAR	FUNCTIONAL	URBAN	48
MALAKAND	Rehabilitation Center for Drug Addicts Karak	REGULAR	NON FUNCTIONAL	URBAN	0
MARDAN	Rehabilitation Center for Drug Addicts Mardan	ADP	FUNCTIONAL	URBAN	16
NOWSHERA	Rehab: Center for Drug Addicts Nowshera	ADP	FUNCTIONAL	URBAN	20
KARAK	Rehabilitation Center for Drug Addicts Karak	ADP	NON FUNCTIONAL		0
TOTAL					177

BENEFICIARY

NAME	HEROIN	OPIUM	ALCOHOL	CHARGE	MORPHINE	OTHER	TOTAL
Rehab: Center for Drug Addicts Dir Lower	10	0	0	0	0	0	10
Rehab: Center for Drug Addicts Nowshera	12	0	0	0	0	0	41
Rehabation Center for Drug Addicts Peshawar	99	7	7	10	6	0	129
Rehabilitation Center for Drug Addicts DIKhan	46	1	4	8	5	0	64
Rehabilitation Center for Drug Addicts Karak	0	0	0	0	0	0	0
Rehabilitation Center for Drug Addicts Kohat	123	8	7	8	5	2	153
Rehabilitation Center for Drug Addicts Mardan	14	0	0	0	0	0	14
Rehabilitation Center for Drug Addicts Mardan Malakanad	0	0	0	0	0	0	0
Rehabilitation Center for Drug Addicts Swat	61	32	0	8	0	1	102
TOTAL	365	48	18	34	16	3	513

YEAR WISE BENEFICIARY BY TYPE

YEAR	HEROIN	OPIUM	ALCOHOL	CHARGE	MORPHINE	OTHER	TOTAL
2012-13	321	23	0	0	7	10	361
2013-14	238	40	0	0	10	18	306
2014-15	344	38	31	82	6	13	514
2015-16	389	36	25	72	7	19	548
2016-17	365	48	18	34	16	3	513

TRAINING IMPARTED.

DISTRICT	NAME	ELECTRICIAN	CARPENTER	OTHERS	TOTAL
SWAT	Rehabilitation Center for Drug Addicts Swat	0	0	0	0
D.I.KHAN	Rehabilitation Center for Drug Addicts DIKhan	0	0	0	0
PESHAWAR	Rehabilitation Center for Drug Addicts Peshawar	65	64	0	129
KOHAT	Rehabilitation Center for Drug Addicts Kohat	0	0	0	0
DIR PAYAN	Rehab: Center for Drug Addicts Dir Lower	0	10	0	10
MALAKAND	Rehabilitation Center for Drug Addicts Malakand	0	0	0	0
MARDAN	Rehabilitation Center for Drug Addicts Mardan	0	0	0	0
NOWSHERA	Rehab: Center for Drug Addicts Nowshera	0	0	0	0
KARAK	Rehabilitation Center for Drug Addicts Karak	0	0	0	0
TOTAL		65	74	0	139

EXPENDITURE

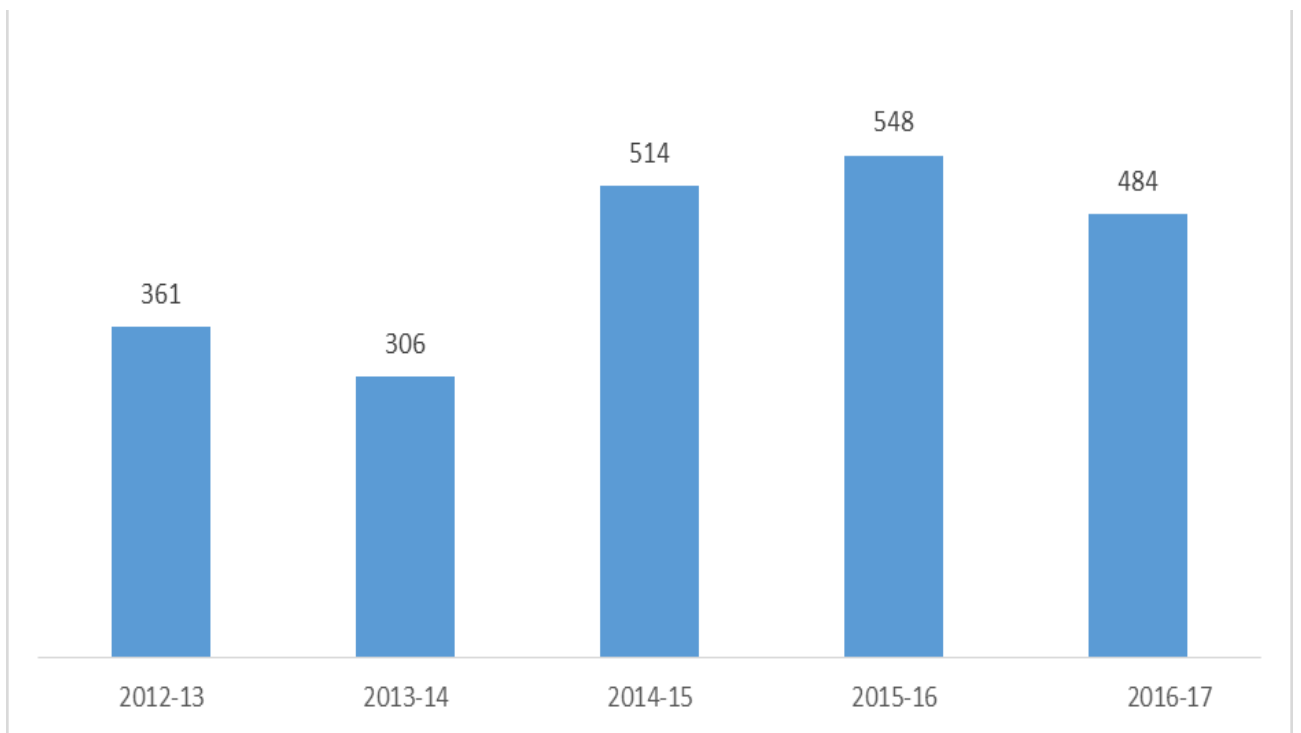
NAME	BUDGET	EXPENDITURE	MONYHL YRENT	BEDS	NO OF RELEAP CASES	NO OF FOLLOW UP CASES	STATUS
Rehabilitation Center for Drug Addicts Swat	2,624,290	2,252,591	30,000	28	35	14	FUNCTIONAL
Rehabilitation Center for Drug Addicts DIKhan	0	0	35,000	15	12	15	FUNCTIONAL
Rehabation Center for Drug Addicts Peshawar	5,895,480	5,895,480	80,000	25	30	0	FUNCTIONAL
Rehabilitation Center for Drug Addicts Kohat	5,630,000	5,018,530	30,000	25	26	15	FUNCTIONAL
Rehab: Center for Drug Addicts Dir Lower	4,090,930	4,566,308	37,000	48	0	0	FUNCTIONAL
Rehab: Center for Drug Addicts Malakand	0	0	0	0	0	0	NON FUNCTIONAL
Rehabilitation Center for Drug Addicts Mardan	3,000,000	878,067	54,000	16	0	0	FUNCTIONAL
Rehab: Center for Drug Addicts Nowshera	2,250,000	202,193	38,600	0	0	0	FUNCTIONAL
Rehabilitation Center for Drug Addicts Karak	-	-	-	0	0	0	NON FUNCTIONAL
Total	23,490,700	18,813,169	304,600	157	103	44	

Cost Per Drug Addict = Rs.	36,673/annum
-----------------------------------	---------------------

**COMPARISON OF BENEFICIARIES (DRUG ADDICTS CENTER)
FROM 2012-13 TO 2016-17.**

YEARS	2012-13	2013-14	2014-15	2015-16	2016-17
BENEFICIARIES	361	306	514	548	513

**COMPARISON OF BENEFICIARIES (DRUG ADDICTS CENTER)
FROM 2012-13 TO 2016-17.**



مینجمنٹ انفارمیشن سسٹم
سوشل ویلفئیر، سپیشل ایجوکیشن اینڈ ویمن ایمپاورمینٹ ڈیپارٹمنٹ
حکومت خیبر پختونخوا
 ٹیلی فون نمبر 091-9213993

سوالنامہ برائے عادی منشیات افراد
 (یکم جولائی 2016 سے 30 جون 2017 تک)

حصہ اول (چنل)

۱۔ خالی سبز کوڈ

۲۔ خالی سبز کا نام (انگریزی کے ساتھ فونش)

۳۔ اگر اسے اپنا اکٹم ہے تو: تاریخ اجراء تاریخ اختتام

۴۔ موجودہ حیثیت: Regular/Revenue ADP

۵۔ فعال حیثیت: Functional Non-Functional

۶۔ اگر تھمٹل نہیں تو وہ:

۷۔ مرا لا نہ بجٹ اثر اجات ڈی ڈی او کوڈ

۸۔ ضلع

۹۔ تحصیل

۱۰۔ علاقہ: شہری دیہی

۱۱۔ صوبائی اتھارٹی ملنے کا نمبر (PK No):

۱۲۔ گاؤں/شہر کا نام

۱۳۔ سٹراٹیاچارج کا نام

۱۴۔ سٹراٹیاچارج فون نمبر

۱۵۔ عمارت کی ملکیت: حکومت کرایے پر عطیہ کردہ

۱۶۔ اگر کرایے پر تو روپے میں ماہانہ ذکر کیے

۱۷۔ عمارتوں کی تعداد

۱۸۔ سٹریٹس مندرجہ ذیل موجود ہیں:

۱۔ پانی ہاں نہیں

۲۔ گیس ہاں نہیں

۳۔ بجلی ہاں نہیں

۴۔ ٹیلی فون ہاں نہیں

۵۔ کچن ہاں نہیں

حصہ دوم (ساز و سامان)

سامان	کمی تعداد
لیپ ٹاپ کے آلات	
ایکویپمنٹ کے اوزار	
بڑھتی کے اوزار	
ٹی وی	
اندرونی کھیلوں کا سامان	
فرز	
کچن کا سامان	
اسٹری	
بستر	
ادویات	

پیشہ وارانہ ہنر کے مستفید ہونے والے گھروں دوران سال	تعداد
(2016-17)	
ایگزٹیشن سکل ٹریننگ	
بڑھائی	
کوئی اور	
کل تعداد	

عادی نشیات کے مستفید ہونے والے گھروں دوران سال	تعداد
(2016-17)	
بیرون کے عادی گھروں	
فون کے عادی گھروں	
شراب الکھل کے عادی گھروں	
چرس کے عادی گھروں	
مارشمن کے عادی گھروں	
اور کوئی	
کل تعداد	

۳۱۔ سال (2016-17) میں سلیب (دیواروں میں ہونے والے) کیسیر کی تعداد:

۳۲۔ سال (2016-17) میں کتنے مریشیں کوٹا لوٹپ (سخت پاب مریشوں کی علاج کے بعد طلوع) کیا گیا:

تصدیق نامہ

تصدیق کی جاتی ہے کہ:

- ۱: سولانا مدہرائے درج شدہ معلومات سنٹر کے ریکارڈ اور سرے علم کے مطابق درست ہے۔
- ۲: اگر اس سولانا سے میں درج شدہ معلومات غلط پائی گئیں تو میں ملازمت سے برخواستگی کے قانون بحریہ ۱۹۱۱ کے تحت سزا کا مستوجب ہونا کارہوگی۔

۳:

سنٹر انچارج کا نام (انگریزی کے ہرے حروف میں)

دستخط: _____ تاریخ: _____

DARUL KAFALA

DARUL KAFALA WITH BENEFICIARIES BY DISTRICTS:

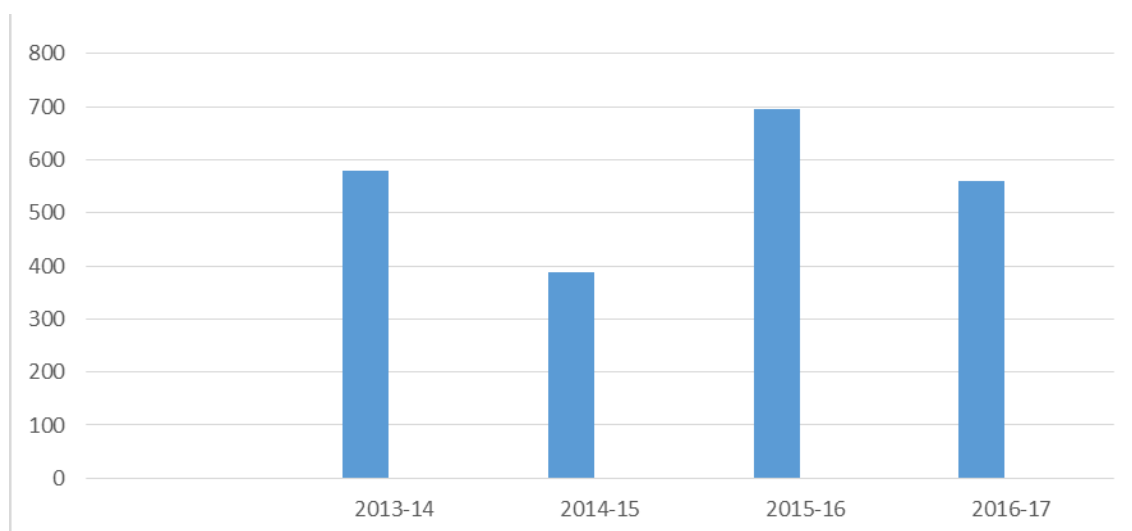
DISTRICT	CNAME	REGULAR /ADP	FUN/NFUN	BUDGET	EXPENDITURE	NO OF BAGGERS
MARDAN	DARUL KAFALA MARDAN	REGULAR	FUNCTIONAL	4,822,700	4,534,671	297
PESHAWAR	DARUL KAFALA, PESHAWAR	REGULAR	FUNCTIONAL	7,093,000	7,093,000	150
SWAT	DARUL KAFALA, SWAT	REGULAR	FUNCTIONAL	4,757,710	4,739,961	113
TOTAL				16,673,410	16,367,632	560

COST PER BENEFICIARY	29,228/ annum
-----------------------------	----------------------

COMPARISON OF BENEFICIARIES (DARFUL-KAFALA) FROM 2013-14 TO 2016-17.

YEAR	2013-14	2014-15	2015-16	2016-17
BENEFICIARIES	579	389	696	560

COMPARISON OF BENEFICIARIES (DARFUL-KAFALA) FROM 2013-14 TO 2016-17.



میں جمڈنٹ انفارمیشن سسٹم
سوشل ویلفئیر، سپیشل ایجوکیشن اینڈ ویمن ایمپاورمینٹ ڈیپارٹمنٹ

حکومت خیبر پختونخوا

ٹیلی فون نمبر 091-9213993

سو النامہ برائے دار لکفاله

(یکم جولائی 2016 سے 30 جون 2017 تک)

حصہ اول (جھرن)

1۔ بحالی سنٹر کا نام (انگریزی کے ہائپر فونٹ میں)

2۔ بحالی سنٹر کا نام (انگریزی کے ہائپر فونٹ میں)

3۔ اگر اسٹیٹی پی ایکٹم ہے تو۔ تاریخ اجراء تاریخ اختتام

4۔ موجودہ حیثیت۔ Regular/Revenue ADP

5۔ بحالی کی حیثیت۔ Functional Non-Functional

6۔ اگر تھمبٹھیل نہیں تو وہ۔

7۔ سالانہ بجٹ اخراجات ڈی ڈی او کا

8۔ چارج

9۔ خطبیاں

10۔ علاقہ۔ شہری دیہی

11۔ صوبائی اتھارٹی ملنے کا نمبر (PK No):

12۔ گاؤں/شہر کا نام

13۔ سنٹر پھارج کا نام

14۔ سنٹر پھارج نمبر

15۔ بحالی کی ملکیت۔ حکومت کرایے پر عطیہ کردہ

16۔ اگر کرایے پر تو روپے میں ماہانہ کرایہ

17۔ بحالی کی تعداد

18۔ سنٹر میں مہندرجوبیل موجود ہیں

19۔ اپنی ہاں نہیں

20۔ کچن ہاں نہیں

21۔ کچن ہاں نہیں

22۔ گیس ہاں نہیں

23۔ لیٹرین ہاں نہیں

حصہ دوم (سائز سامان)

19۔

سامان	کمی
لبھاری کے آلات	
انٹیکوٹیشن کے اوزار	
بازھائی کے اوزار	
ٹی وی	
اندرونی کھیلوں کا سامان	
فرز	
کچن کا سامان	
اسٹری	
بستر	
ادویات	

تعداد	پیشہ وارانہ ہنر کے مستفید ہونے والے کمزور دوران سال (2016-2017)
	ایگزیکٹو سکل ٹریننگ
	بازحالی
	کوئی اور
	کل تعداد

۲۱۔ ہنکار میں کی تعداد:-----

۲۲۔ ہنکاریوں کے ساتھ (دوبارہ گرفتار ہونے والے) کہیں کی تعداد:-----

۲۳۔ کتنی ہنکاریوں کو فائو آپ (چھوڑے جانے کے بعد کی معلومات) کیا گیا:-----

تصدیق نامہ

تصدیق کی جاتی ہے کہ:

- ۱: سوائمانہ برائے درج شدہ معلومات سنٹر کے ریکارڈ اور سرے علم کے مطابق درست ہے۔
- ۲: اگر اس سوائمانے میں درج شدہ معلومات غلط پائی گئیں تو میں ملازمت سے برخواستگی کے قانون مجریہ ۱۱۱ کے تحت سزا کا مستوجب ہونگا۔
- ۳:

سنٹر اچارج کا نام (انگریزی کے باہر حروف میں)۔-----

دستخط:----- تاریخ:-----

WORKING WOMEN HOSTEL

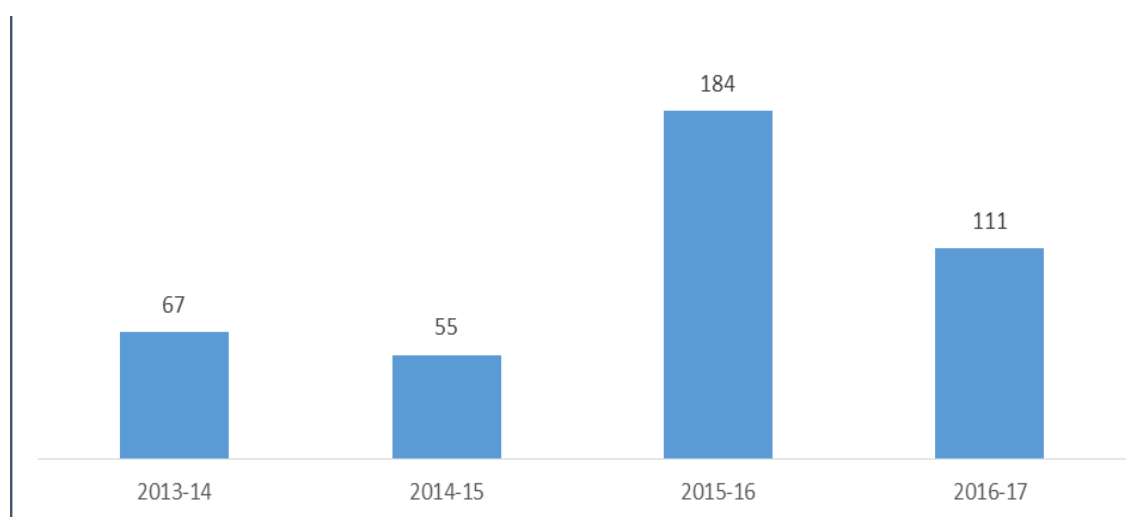
WORKING WOMEN HOSTELS WITH BENEFICIARIES

CENTRE NAME	STATUS	GOVT EMPLOYEE IN HOSTEL	PRIVATE EMPLOYEE IN HOSTEL	NGOS EMPLOYEE IN HOSTEL	TOTAL
Working Women Hostel KDA Kohat	FUNCTIONAL	4	2	0	6
Working Women Hostel Mansehra	NON FUNCTIONAL	0	0	0	0
Working Women Hostel Mardan	FUNCTIONAL	10	5	4	19
Working Women Hostel Kohistan	NON FUNCTIONAL	0	0	0	0
Working Women Hostel Bannu	NON FUNCTIONAL	0	0	0	0
Working women hostel Lakki	NON FUNCTIONAL	0	0	0	0
Working Women Hostel Abbottabad	FUNCTIONAL	5	1	0	6
Working Women Hostel Karak	NON FUNCTIONAL	0	0	0	0
Working Women Hostel Peshawar	FUNCTIONAL	32	37	11	80
Working Women Hostel D.I.Khan	NON FUNCTIONAL	0	0	0	0
	TOTAL	51	45	15	111

COMPARISON OF BENEFICIARIES (WORKING WOMEN HOSTEL) FROM 2013-14 TO 2016-17.

YEAR	2013-14	2014-15	2015-16	2016-17
BENEFICIERIES	67	55	184	111

COMPARISON OF BENEFICIARIES (WORKING WOMEN HOSTEL) FROM 2013-14 to 2016-17.



مینجمنٹ انفارمیشن سسٹم
سوشل ویلفیئر، سپیشل ایجوکیشن اینڈ ویمن ایمپاورمینٹ ڈیپارٹمنٹ

حکومت خیبر پختونخوا

ٹیلی فون نمبر 091-9213993

سو النامہ برائے ورکنگ ویمن ہاسٹل

(یکم جولائی 2016 سے 30 جون 2017 تک)

حصہ اول (جبران)

1۔ ورکنگ ویمن ہاسٹل کا سٹرکچر (MIS الاٹ کریج)

2۔ ورکنگ ویمن ہاسٹل سٹرکچر نام (انگریزی کے پڑھنے کے لیے)

3۔ اگر ایڈیٹیو ٹائپ ہے تو: تاریخ اجراء تاریخ اجراء

4۔ موجودہ حیثیت: Regular/Revenue ADP

5۔ فعال حیثیت: Functional Non-Functional

6۔ اگر تھکنگ نہیں تو ہجرت

7۔ سالانہ بجٹ اخراجات ڈی ڈی او کوڈ

8۔ عظیم ملا ہے۔	<input type="checkbox"/> ہاں	<input type="checkbox"/> نہیں
1۔ اگر ہاں تو: عظیم کردہ ادارے کا نام	
2۔ اگر گن کی شکل میں تو تعداد:	
3۔ اگر رقم کی شکل میں تو کتنی:	
4۔ اگر مشینری تو کتنی:	
تعداد:	

9۔ حلقہ

10۔ تحصیل

11۔ علاقہ: شہری دیہی

12۔ صوبائی انتظامی حلقے کا نمبر (PK No):

13۔ گاؤں/شہر کا نام

14۔ سٹرکچر نام

15۔ سٹرکچر نام فون نمبر

16۔ عمارت کی ملکیت: حکومت کرایے پر عظیم کردہ

17۔ اگر کرایے پر تو روپے میں ماہانہ کرایہ

18۔ کمروں کی تعداد

19۔ سٹرکچر میں مندرجہ ذیل موجود ہیں

1۔ پانی	<input type="checkbox"/> ہاں	<input type="checkbox"/> نہیں	2۔ گیس	<input type="checkbox"/> ہاں	<input type="checkbox"/> نہیں
3۔ بجلی	<input type="checkbox"/> ہاں	<input type="checkbox"/> نہیں	4۔ لیٹرین	<input type="checkbox"/> ہاں	<input type="checkbox"/> نہیں
5۔ کچن	<input type="checkbox"/> ہاں	<input type="checkbox"/> نہیں			

حصہ دوم (ساز و سامان)

۲۰۔

کلی تعداد	سامان
	سلائی مشین
	کڑھائی کا سامان
	overlook مشین
	ٹی وی
	فریژر
	کچن کا سامان
	اسٹری
	بستر

حصہ سوم (مستفید ہونے والے) (یکم جولائی 2016 سے 30 جون 2017 تک)

۲۱۔

کلی تعداد	پائل میں سرکاری ملازمین کی تعداد	پائل میں پرائیویٹ ملازمین کی تعداد	پائل میں این۔ جی۔ او۔ NGO ملازمین کی تعداد

۲۲۔

- سال 2016-17 ملائفٹس کی مد میں حاصل کی گئی رقم
- سال 2016-17 میں ٹیکس کی مد میں حاصل کی گئی رقم
- سال 2016-17 میں کل رقم

۲۳۔ مندرجہ بالا ٹیکسوں کی مد وصول شدہ رقم میں کسے اکاؤنٹ میں جمع کی جاتی ہیں۔

- Personal Account
- Designated Account
- Govt Treasury

اگر Designated / Personal اکاؤنٹ ہے تو۔

- اکاؤنٹ ہولڈر کا نام / عہدہ
- اکاؤنٹ نمبر
- بینک
- شاخ / برانچ

تصدیق نامہ

تصدیق کی جاتی ہے کہ:

- سوالنامہ پر اے درج شدہ معلومات ستر کے ریکارڈوں سے علم کے مطابق درست ہے۔
- اگر اس سوالنامے میں درج شدہ معلومات غلط پائی گئیں تو میں ملازمت سے برخواستگی کے قانون مجریہ 1997 کے تحت براہ راست جواب دینا ہوگا۔

ستر انچارج سوالنامے کی ذمہ داری اور تصدیق کا ذمہ دار ہوگا

ستر انچارج کا نام (انگریزی کے پورے حروف میں)۔

دستخط: _____ تاریخ: _____

نوٹ: (اس فارم کی ایک کاپی اپنے ریکارڈ میں رکھیں)

WELFARE HOMES

NUMBER OF WELFARE HOMES BY DISTRICT

DISTRICT	CNAME	REGULAR / ADP	FUN/NFUN
ABBOTTABAD	Welfare Home, Abbottabad	ADP	FUNCTIONAL
BANNU	Child Welfare Home, Bannu	REGULAR	FUNCTIONAL
MALAKAND	Welfare Home for Female Children's Malakand	REGULAR	NON-FUNCTIONAL
NOWSHERA	Welfare Home for Orphan female Nowshera	REGULAR	FUNCTIONAL
PESHAWAR	Welfare Home for Child Beggars, Peshawar	REGULAR	FUNCTIONAL
PESHAWAR	Welfare Home, Peshawar	REGULAR	FUNCTIONAL
SWABI	Welfare Home for Destitute & Orphans Swabi	ADP	FUNCTIONAL
HANGU	Welfare Home for Destitute & Orphans Hangu	ADP	FUNCTIONAL
CHARSADDA	Welfare Home Charsadda	REGULAR	FUNCTIONAL
DIKHAN	Child Welfare Home, D.I.Khan	REGULAR	FUNCTIONAL
DIR LOWER	Welfare Home For Orphan Children, Chakdara Gul Muqam, Tehsil Adenzai Dir (Lower)	REGULAR	FUNCTIONAL
KOHAT	Welfare Home Kohat	REGULAR	FUNCTIONAL

WELFARE HOMES WITH BENEFICIERIES

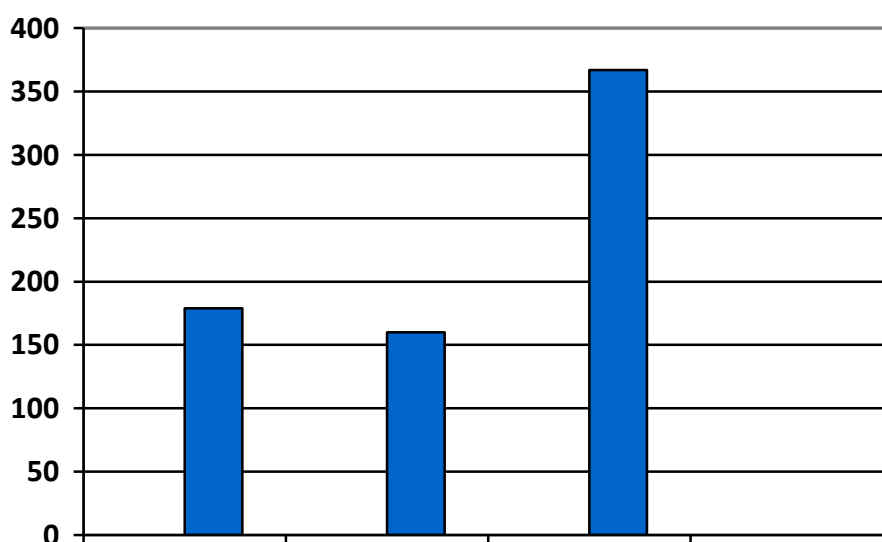
CENTER NAME	ORPHAN	NO-MOHTER	WITH OUT GUARDIAN	NO OF CHILD BEGGER	Total
Welfare Home, Abbotabad	10	1	0	0	11
Child Welfare Home, Bannu	16	0	0	0	16
Welfare Home for Femal Childrens Malakand	0	0	0	0	0
Welfare Home for Orphan female Nowshera	24	0	0	0	24
Welfare Home for Child Beggars, Peshawar	0	0	0	195	195
Welfare Home, Peshawar	10	0	6	0	16
Welfare Home for Destitute & Orphans Swabi	0	0	20	0	20
Welfare Home for Destitute & Orphans Hangu	0	3	0	0	3
Welfare Home Charsadda	10	10	0	0	20
Child Welfare Home, D.I.Khan	2	1	31	0	34
Welfare Home For Orphan Children Dir (Lower)	15	0	0	0	15
Welfare Home Kohat	4	0	9	0	13
	91	15	66	195	367

WELFARE HOMES ENROLLMENT DETAILS

CNAME	DISTRICT	TOTAL ENROLLMENT
Welfare Home, Abbottabad	ABBOTABAD	10
Child Welfare Home, Bannu	BANNU	16
Welfare Home for Female Children's Malakand	MALAKAND	0
Welfare Home for Orphan female Nowshera	NOWSHERA	24
Welfare Home for Child Beggars, Peshawar	PESHAWAR	0
Welfare Home, Peshawar	PESHAWAR	16
Welfare Home for Destitute & Orphans Swabi	SWABI	0
Welfare Home for Destitute & Orphans Hangu	HANGU	7
Welfare Home Charsadda	CHARSADDA	20
Child Welfare Home, D.I.Khan	DIKHAN	34
Welfare Home For Orphan Children, Chakdara Gul Muqam, Tehsil Adenzai Dir (Lower)	DIR LOWER	15
Welfare Home Kohat	KOHAT	13
TOTAL		155

COMPARISON OF BENEFICIARIES FROM 2014-15 TO 2016-17

YEAR	2014-15	2015-16	2016-17
BENEFICIERIES	179	160	367



میںجمڈٹ انفارمیشن سسٹم
سوشل ویلفیئر، سپیشل ایجوکیشن اینڈ ویمن ایمپاورمیڈٹ ڈپارٹمنٹ
حکومت خیبر پختونخوا
سوالنامہ برائے ویلفیئر ہوم / ویلفیئر ہوم فار چائلڈ بیگر
(برائے تعلیمی سال 2016-17)

حصہ اول (جنرل)

(MIS الاٹ کریگا)

--	--	--	--

۱۔ سنز کوڈ

۲۔ سنز کلام (انگریزی کے بڑے حروف میں)۔

۳۔ موجودہ حیثیت: Regular/Revenue ADP

۴۔ فعال حیثیت: Non-Functional Functional

۵۔ اگر منتقل نہیں تو وہ۔

۶۔ سکول برائے: طلباء طالبات کوناجیکشن

۷۔ رالانہجٹ اخراجات ڈی ڈی اوکوڈ

<p>۸۔ عطیہ ملا ہے: <input type="checkbox"/> ہاں <input type="checkbox"/> نہیں</p> <p>۱۔ اگر ہاں تو: عطیہ کردہ ادارے کا نام: _____</p> <p>۲۔ اگر گرانٹ کی شکل میں تو تعداد: _____</p> <p>۳۔ اگر رقم کی شکل میں تو کتنی: _____</p> <p>۴۔ اگر مشتری تو کوئی: _____</p> <p>تعداد: _____</p>	<p>۹۔ صلح _____</p> <p>۱۰۔ تحصیل _____</p> <p>۱۱۔ علاقہ: <input type="checkbox"/> شہری <input type="checkbox"/> دیہی</p> <p>۱۲۔ صوبائی انتخابی حلقے کا نمبر (PK No): _____</p> <p>۱۳۔ گاؤں/شہر کا نام _____</p> <p>۱۴۔ سنز انچارج کا نام _____</p> <p>۱۵۔ سنز انچارج فون نمبر _____</p> <p>۱۶۔ عمارت کی ملکیت: <input type="checkbox"/> حکومت <input type="checkbox"/> کرایے پر <input type="checkbox"/> عطیہ کردہ</p> <p>۱۷۔ اگر کرایے پر تو روپے میں ماہانہ کرایہ: _____</p> <p>۱۸۔ کمروں کی تعداد: _____</p> <p>۱۹۔ ہاسٹل کی سہولت <input type="checkbox"/> ہاں <input type="checkbox"/> نہیں</p> <p>۲۰۔ اگر ہاسٹل ہے تو طلباء / طالبات کی تعداد: _____</p> <p>۲۱۔ ہاسٹل میں کمروں کی تعداد: _____</p> <p>۲۲۔ سنز میں مندرجہ ذیل موجود ہیں</p>
---	---

۱۔ پانی ہاں نہیں

۲۔ گیس ہاں نہیں

۳۔ لیٹرین ہاں نہیں

۴۔ بجلی ہاں نہیں

۵۔ کچن ہاں نہیں

حصہ دوم (سورسامان)

۲۳۔

نمبر شمار	سامان (Equipments)	تعداد
1		
2		
3		

۲۴۔ معلومات پر مبنی گلائی

تعمیری	ماڈل	رضہ پیش خیر	قابل استعمال	قابل استعمال	سیرر

حصہ سوم (مستفید ہونے والے)

۲۵۔ (نوٹ: ستر جاری ریزر 2016-17 سے تعداد لکھیں)

بچے کے گروے	کل تعداد
بینیم	
سیرر (Singl Parent)	
بے سہارا	

۲۶۔

تعمیرت	طلباء کی تعداد	طالبات کی تعداد	کل تعداد
KG			
اول			
دوم			
سوم			
چہارم			
پنجم			
کل تعداد			

۲۷۔ بنگاری بچوں کی تعداد:

۲۸۔ بنگاری بچوں کے گروے (دو یا زائد گروے والے) کی تعداد:

۲۹۔ کئی بنگاریوں کو گروہ (چھوڑ جانے کے بعد) کی معلومات کیا گیا:

بچے کے گروے کے نمبر ہونے والے بچے	تعداد
(2016-2017)	
کل	
کڑھائی	

..... لکھنے ان ٹریڈ ہیں:

۳۰۔ لکھنے خلاف ٹریڈ ہیں:

تصدیق نامہ

تصدیق کی جاتی ہے کہ:

- 1۔ سائنما برائے درج شدہ معلومات ستر کے ریکارڈ اور ستر کے علم کے مطابق درست ہے۔
- 2۔ اگر اس سائنما میں درج شدہ معلومات غلط پائی گئیں تو میں ملازمت سے برخواستگی کے قانون مجریہ ۱۱۱۱ کے تحت سزا کا سہو جب ہوگا ہوگا۔

ستر اپنا راج کلام (انگریزی کے برائے حروف میں)

..... تاریخ:

..... دستخط:

ARTIFICIAL LIMBS WORKSHOP

(Khyber Teaching Hospital Peshawar)

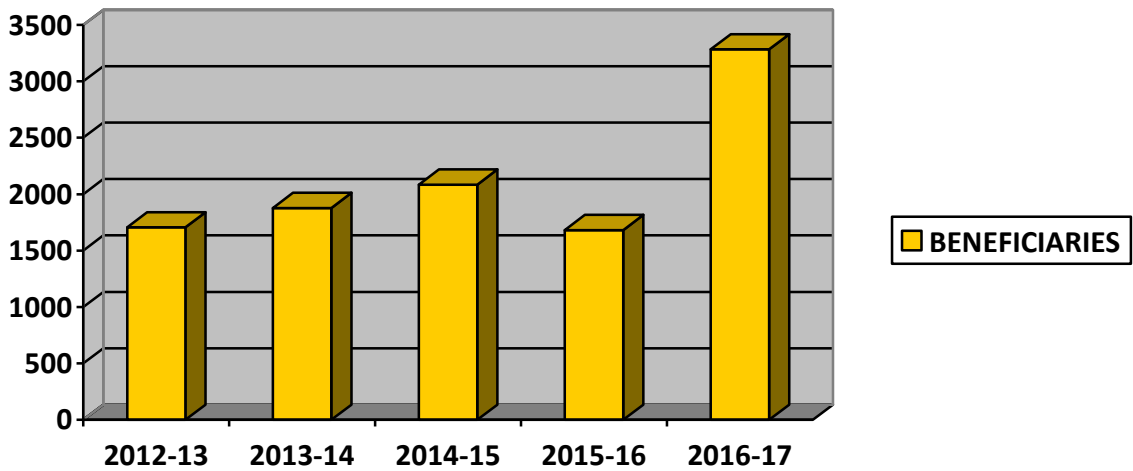
YEAR WISE BENEFICIARIES ARTIFICIAL LIMBS WORKSHOP

YEARS	2012-13	2013-14	2014-15	2015-16	2016-17
BENEFICIARIES	1706	1878	2085	1682	3284

YEAR WISE BUDGET ARTIFICIAL LIMBS WORKSHOP

YEARS	2012-13	2013-14	2014-15	2015-16	2016-17
BUDGET	16,264,500	13,450,000	9,083,000	10,232,000	20,707,000

**YEAR WISE COMPARISON OF BENEFICIARIES
FROM 2012-13 TO 2016-17**



DISTRICT DATA

DISTRICT WISE NUMBER OF BLIND PERSONS REGISTERED DURING 2016-17

DISTRICT	MEN	WOMEN	TOTAL BLIND (MEN+WOMEN)	BLIND MALE CHILDREN	BLIND FEMALE CHILDREN	TOTAL BLIND CHILDREN
ABBOTTABAD	12	9	21	11	7	18
BANNU	35	1	36	6	2	8
CHITRAL	12	0	12	0	0	0
CHARSADDA	17	4	21	7	1	8
D.I.KHAN	18	4	22	3	1	4
DIR PAYAN	13	5	18	5	6	11
KARAK	14	7	21	3	3	6
KOHAT	16	6	22	4	2	6
KOHISTAN	0	0	0	0	0	0
MANSEHRA	26	11	37	7	3	10
MARDAN	43	8	51	7	1	8
MALAKAND	8	2	10	8	2	10
NOWSHERA	68	104	172	73	16	89
PESHAWAR	48	16	64	13	8	21
SWAT	7	3	10	2	1	3
SWABI	31	7	38	7	1	8
BUNER	41	4	45	8	4	12
HARIPUR	55	14	69	6	4	10
LAKKI	15	12	27	5	7	12
TANK	8	1	9	1	2	3
BATTAGRAM	5	0	5	3	0	3
DIR BALA	21	9	30	2	1	3
HANGU	8	1	9	1	0	1
SHANGLA	195	170	365	102	137	239
TOR GHAR	5	2	7	0	0	0
TOTAL	721	400	1121	284	209	493

**DISTRICT WISE NUMBER OF DEAF & DUMB PERSONS REGISTERED
DURING 2016-17**

DISTRICT	MEN	WOMEN	TOTAL (MEN+WOMEN)	MALE CHILDREN	FEMALE CHILDREN	TOTAL DEAF & DUMB CHILDREN
ABBOTTABAD	19	22	41	18	21	39
BANNU	17	9	26	3	8	11
CHITRAL	8	2	10	0	0	0
CHARSADDA	34	9	43	5	2	7
D.I.KHAN	7	3	10	6	4	10
DIR PAYAN	7	3	10	8	6	14
KARAK	11	9	20	5	7	12
KOHAT	15	8	23	10	4	14
KOHISTAN	0	0	0	83	0	83
MANSEHRA	14	5	19	8	3	11
MARDAN	55	13	68	25	10	35
MALAKAND	1	3	4	4	2	6
NOWSHERA	30	24	54	90	106	196
PESHAWAR	27	12	39	88	19	107
SWAT	6	3	9	2	2	4
SWABI	30	10	40	22	18	40
BUNNER	36	8	44	25	7	32
HARIPUR	16	7	23	31	1	32
LAKKI	6	4	10	3	3	6
TANK	1	0	1	2	0	2
BATTAGRAM	11	0	11	3	0	3
DIR BALA	11	5	16	1	0	1
HANGU	10	0	10	5	1	6
SHANGLA	36	38	74	13	19	32
TOR GHER	1	0	1	0	0	0
TOTAL	409	197	606	460	243	703

**DISTRICT WISE NUMBER OF MENTALLY RETARDED PERSONS REGISTERED
DURING 2016-17**

DISTRICT	MEN	WOMEN	TOTAL (MEN+WOMEN)	MALE CHILDREN	FEMALE CHILDREN	TOTAL CHILDREN
ABBOTTABAD	9	5	14	12	13	25
BANNU	10	3	13	5	2	7
CHITRAL	4	1	5	0	0	0
CHARSADDA	17	3	20	111	51	162
D.I.KHAN	9	3	12	3	1	4
DIR PAYAN	12	6	18	20	10	30
KARAK	43	10	53	39	19	58
KOHAT	12	9	21	2	5	7
KOHISTAN	122	0	122	122	0	122
MANSEHRA	6	2	8	7	0	7
MARDAN	43	15	58	17	9	26
MALAKAND	5	2	7	3	4	7
NOWSHERA	61	49	110	60	71	131
PESHAWAR	26	6	32	17	5	22
SWAT	8	4	12	0	0	0
SWABI	37	22	59	70	48	118
BUNNER	30	7	37	36	11	47
HARIPUR	12	2	14	4	6	10
LAKKI	7	5	12	6	4	10
TANK	2	1	3	1	2	3
BATTAGRAM	8	4	12	2	5	7
DIR BALA	4	0	4	9	4	13
HANGU	6	8	14	6	3	9
SHANGLA	13	0	13	0	0	0
TOR GHER	3	0	3	3	1	4
TOTAL	509	167	676	555	274	829

**DISTRICT WISE NUMBER OF PHYSICALLY HANDICAPPED PERSONS REGISTERED
DURING 2016-17**

DISTRICT	MEN	WOMEN	TOTAL (MEN+WOMEN)	MALE CHILDREN	FEMALE CHILDREN	TOTAL CHILDREN
ABBOTTABAD	36	22	58	29	12	41
BANNU	127	21	148	45	18	63
CHITRAL	46	8	54	7	3	10
CHARSADDA	136	48	184	16	41	57
D.I.KHAN	36	23	59	13	10	23
DIR PAYAN	101	25	126	56	20	76
KARAK	142	53	195	31	18	49
KOHAT	102	23	125	21	7	28
KOHISTAN	460	0	460	460	0	460
MANSEHRA	137	26	163	26	9	35
MARDAN	198	33	231	31	11	42
MALAKAND	29	8	37	20	24	44
NOWSHERA	72	33	105	3	87	90
PESHAWAR	341	106	447	143	73	216
SWAT	70	18	88	9	7	16
SWABI	145	44	189	50	27	77
BUNER	113	49	162	103	43	146
HARIPUR	51	8	59	6	5	11
LAKKI	48	22	70	17	14	31
TANK	31	7	38	10	2	12
BATTAGRAM	31	9	40	5	6	11
DIR BALA	97	24	121	15	20	35
HANGU	40	10	50	13	7	20
SHANGLA	91	35	126	18	25	43
TOR GHAR	15	4	19	5	3	8
TOTAL	2695	659	3354	1152	492	1644

BENEFICIARIES OF SARKARI SARAI DURING 2016-17

DISTRICT	HOSPITAL NAME	STATUS	BENEFICIARIES
Abbottabad	Benazir Shaheed Bhutto , Hospital Abbottabad(N-Functional)	NON FUNCTIONAL	0
Bannu	District Headquarter Bannu	FUNCTIONAL	255
Charsadda	DHQ Hospital Charsadda	FUNCTIONAL	515
D.I.Khan	DHQ Hospital D.I.Khan	NON FUNCTIONAL	0
Kohat	Liaqat Memorial Hospital Kohat City	FUNCTIONAL	557
Mardan	DHQ Hospital Mardan	FUNCTIONAL	148
Peshawar	(1) KTH, Peshawar (2) HMC Peshawar	FUNCTIONAL	17,301
Swabi	Bacha Khan Medical Hospital (Non-Functional)	NON FUNCTIONAL	0
Swat	Central Hospital, Saidu Sharif, Swat	FUNCTIONAL	4600
TOTAL			23,376

NUMBER OF NGOs IN DIFFERENT SECTORS REGISTERED DURING 2016-17

DISTRICT NAME	Health NGOs	Primary Education	Special Education	Social Welfare Centres	Person with disabilities	Child and youth welfare	Women Development	Women Shelter	Widows/Orphans	Pverty Alleviation	Human Resource Development	Economic Development	Vocational Training	Youth/Computer Skills	Livelihood	Social Mobilization	Others (If any)
Abbotabad	0	0	0	0	0	0	0	0	0	0	0	0	0	0	0	0	0
Bannu	1	0	0	1	0	1	0	0	0	0	1	0	0	0	0	0	2
Chitral	2	0	1	0	1	3	5	0	0	0	0	0	5	0	2	0	91
Charsadda	2	0	1	0	2	0	4	0	1	1	0	0	0	0	0	0	0
DI Khan	0	0	0	0	0	0	0	0	0	0	0	0	0	0	0	0	5
Dir Payan	0	0	0	0	0	0	0	0	0	0	0	0	0	0	0	0	3
Karak	0	0	0	0	0	0	0	0	0	0	0	0	0	0	0	0	0
Kohat	0	0	0	0	0	0	0	0	0	0	0	0	0	0	0	2	0
Kohistan	0	0	0	0	0	0	0	0	0	0	0	0	0	0	0	0	0
Manshehra	0	0	0	0	3	2	2	1	0	0	0	0	4	0	1	0	8
Mardan	1	0	0	0	0	0	0	0	0	0	0	0	0	0	0	0	0
Malakand	0	0	0	0	0	0	0	0	0	0	0	0	0	0	0	0	0
Nowshera	0	0	0	0	0	0	0	0	0	0	0	0	0	0	0	0	5
Peshawar	7	0	0	0	0	0	0	0	0	0	0	0	0	0	0	0	43
Swat	0	1	2	0	3	1	7	0	2	0	0	0	3	2	0	0	84
Swabi	0	2	0	0	4	0	0	0	0	0	0	0	0	0	0	0	0
Bunner	0	0	0	0	0	0	0	0	0	0	0	0	0	0	0	0	0
Haripur	0	0	0	0	0	0	0	0	0	0	0	0	1	2	0	0	5
Laki Marwat	0	0	0	0	0	0	0	0	0	0	0	0	0	0	0	0	16
Tank	0	0	0	0	0	0	0	0	0	0	0	0	0	0	0	0	0
Battagram	2	5	0	0	2	1	0	0	0	0	0	1	0	0	0	0	58
Dir Bala	0	0	0	0	0	0	0	0	0	0	0	0	0	0	0	0	0
Hangu	1	1	0	0	0	0	0	0	0	0	0	0	0	0	0	0	0
Shangla	0	0	0	0	0	0	0	0	0	0	0	0	0	0	0	0	0
Toraghar	0	0	0	0	0	0	0	0	0	0	0	0	0	0	0	0	0
Total	16	9	4	1	15	8	18	1	3	1	1	1	13	4	3	2	320
Grand Total																	420

**NUMBERS OF WHEEL CHAIRS, TRICYCLE AND SEWING MACHINES DISTRIBUTED
DURING 2016-17**

DISTRICT NAME	Wheel Chairs	Tricycle	Sewing Machine
Abbotabad	0	0	0
Bannu	0	0	0
Battagram	0	0	0
Bunner	0	0	0
Charsadda	0	0	0
Chitral	0	0	0
DI Khan	0	0	0
Dir Bala	0	0	0
Dir Payan	102	0	0
Hangu	0	0	705
Haripur	0	0	0
Karak	660	0	811
Kohat	0	0	0
Kohistan	6	0	0
Laki Marwat	262	80	583
Malakand	0	0	0
Manshehra	0	0	0
Mardan	0	0	0
Nowshehra	0	0	0
Peshawar	461	0	1353
Shangla	0	0	0
Swabi	110	0	2804
Swat	0	0	0
Tank	0	0	0
Toraghar	0	0	0
Total	1601	80	6256

**FINANCIAL ASSISTANCE PROVIDED TO DISABLES THROUGH PCRDP DURING
2015-16**

S.No.	District	No. of Applicants after compilation calculated through data provided in soft form by PCRDP	weightage of app per district=total number of app received from district×100/total No.of app received from all districts	No of Applicant to be awarded Financial Assistance	Amount Share of Each District @5000 per Applicant
1	ABBOTABAD	233	1.066	62	310,000
2	BATTGRAM	286	1.308	76	380,000
3	BANNU	268	1.226	72	360,000
4	BUNIR	616	2.818	164	820,000
5	CHARSSADA	2131	9.749	568	2,840,000
6	CHITRAL	426	1.949	114	570,000
7	D.I.KHAN	355	1.624	95	475,000
8	DIR LOWER	483	2.210	129	645,000
9	DIR UPPER	489	2.237	130	650,000
10	HANGU	425	1.944	113	565,000
11	HARIPUR	81	0.371	22	110,000
12	KARAK	2515	11.506	671	3,355,000
13	KOHAT	605	2.768	161	805,000
14	KOHISTAN	71	0.325	19	95,000
15	LAKKI MARWAT	839	3.838	224	1,120,000
16	MALAKAND	1325	6.062	353	1,765,000
17	MANSEHRA	114	0.522	30	150,000
18	MARDAN	425	1.944	113	565,000
19	NOWSHEHRA	3511	16.063	936	4,680,000
20	PESHAWAR	1628	7.448	434	2,170,000
21	SWABI	2184	9.992	582	2,910,000
22	SHANGLA	379	1.734	101	505,000
23	SWAT	1984	9.077	529	2,645,000
24	TANK	295	1.350	79	395,000
25	TOORGHAR	190	0.869	51	255,000
	Total	21,858	100	5,828	29,140,000

**GOVERNMENT OF KHYBER PAKHTUNKHWA
MANAGEMENT INFORMATION SYSTEM (MIS)
SOCIAL WELFARE, SPECIAL EDUCATION AND
WOMEN EMPOWERMENT DEPARTMENT**

Important Note: - The Period of Data is from July, 2016 to June, 2017

DATA COLLECTION FROM DISTRICT OFFICE (SOCIAL WELFARE) FOR THE YEAR 2016-17

Part I (General)

1. District Name (In CAPITAL Letters) _____
2. District Officer Name (In CAPITAL Letters) _____
3. District Officer Phone No. _____
4. District Officer Mobile No _____
5. District Officer Fax No _____
6. Ownership of the building: Government Rented
7. If Rented, Monthly rent in Rupees _____
8. No. of Rooms _____

Part –II Persons with Disabilities PWDs (From July 2016 to June 2017)

- 9.. Number of Registered Person with Disability by type (July 2016 to June 2017):-

Blind				Deaf & Dumb							
Male Above 16 years		Female Above 16 years		Children Below 16 years		Male Above 16 years		Female Above 16 years		Children Below 16 years	
				Male	Female					Male	Female
Mentally Retarded				Physically Handicapped							
Male Above 16 years		Female Above 16 years		Children Below 16 years		Male Above 16 years		Female Above 16 years		Children Below 16 years	
				Male	Female					Male	Female
More than one Disabilities in persons											
Male Above 16 years		Female Above 16 years		Children Below 16 years							
				Male		Male					
No	Disabilities	No	Disabilities	No	Disabilities	No	Disabilities				

Part – III (Financial / Rehabilitative Aids)

- 10.. Financial & Rehabilitative Aids provided by the District Office during July 2016 to June 2017:-

S. No.	Type of Financial / Rehabilitative Aids	No of Beneficiary in 2016-17
1.	Wheel Chair	
2.	Tricycle	
3.	Sewing Machine	
4.	Financial Assistance for Person With Disabilities (Draw 2015-16)	
5.	Stipend to Unemployed Post Graduate Financial Aid	
6.	Stipend to Senior Citizen	
7.	Others (if any)	
TOTAL		

Part –IV Information about NGOs

S.No.	Area / Sector	No of NGOs Registered in 2016-17	No of Active NGOs	No of Inactive NGOs
1.	Health			
2.	Primary Education			
3.	Special Education			

4.	Social welfare Centers			
5.	Persons with Disabilities (PWDs)			
6.	Child and Youth Welfare			
7.	Financial assessment			
8.	Women Development			
9.	Women Shelter			
10.	Widows/Orphans			
11.	Poverty Alleviation			
12.	Human Resource Development			
13.	Economic Development			
14.	Vocational Trainings			
15.	Youth / Computer Skills			
16.	Livelihood			
17.	Social Mobilization			
18.	Others (if any)			
TOTAL				

Part –V Sarkari Sarai

S.No	Sarkari Sarai	No. of Beneficiaries in 2016-17 (Male)	No. of Beneficiaries in 2016-17 (Female)
1.	Hospital's Name: _____ _____		
2.	Hospital's Name: _____ _____		

Part –VI Observance of 2% Disabled Quota

11. No of Disabled persons employed by Department in your District during July 2016 to June 2017:-

No of Disabled Persons Appointed in the 2016-17

Part –VII Awareness campaigns held for disabled persons in 2016-17

YES NO

Part –VIII No. of Destitute children admitted in formal education schools in 2016-17

Part –IX No. of Destitute children received vocational trainings in 2016-17

Part – X No. of Welfare homes running by the Department for destitute children/orphans

ACKNOWLEDGEMENT

Certified that the above information is correct and updated to the best of my knowledge and the undersigned shall be responsible for any errors/omission.

Name of DO (SW): _____

Signature: _____

Date: _____

Management Information System (MIS) Social Welfare, Special Education & Women Empowerment Department Benevolent Fund Building, Room No. 309 Saddar Cantt Peshawar Phone No. 091-9213993 Fax No. 091-9213993

ANNUAL DEVELOPMENT PROGRAMME

ADP FOR THE YEAR 2016-17:

Rs.425.00 Million for implementation of 26 schemes including 17 ongoing schemes and 09 new schemes has been reflected in the ADP (2016-17). Against total allocated amount of Rs.425 million, Finance Department has released Rs. 203.421 million up to 30.06.2017. Details are given below:

Allocation 2016-17	Rs. 425.000 million
Revised Allocation	Rs. 203.421.000 million
Releases Up-to 30.06.2017	Rs.203.421 million (100% of Original Allocation)
Expenditure Up-to 30.06.2017	Rs.203.421 million 100% against Releases compared to 100% in 2015-16, 100% against Revised Allocation compared to 100% in 2015-16 47.870 % against Original Allocation compared 57% in 2015-16)
Approval Status	Total Schemes : 26 (17 Ongoing, 09 New) Unapproved at the start of FY 2016-17 : 09 (0 ongoing, 09 New) Schemes approved During 2016-17 : 09 (DDWP:07 & PDWP: 02) Unapproved scheme : Nil
Surrendered Amount	221.5793 million
Status of Due for Completion schemes	Target in ADP : 02 03 Ongoing Schemes have been successfully completed, instead of two DFC schemes.

TOTAL NUMBERS OF ADP SCHEME 2016-17

(Rs. In million)

ADP Code No	Name of Project	Total Cost
130089	Construction of Darul Kafala and Drug Addicts Rehabilitation Centre at Peshawar.	13.746
130094	Construction of Social Welfare Complex at District Bannu.	25.000
130099	Construction of building for Special Education Institutes at Haripur.	11.219
130140	Establishment of Welfare Home at District Buner	18.793
140119	Construction of School for Hearing Impaired and Centres for MR&PH Children in Districts Kohistan & Battagram.	15.000
140120	Establishment of Rehabilitation Centres for Drug Addicts at Districts Mardan, Nowshera and Karak.	9.000
140121	Establishment of School for Hearing Impaired Children in District Buner and MR&PH in District Malakand.	7.900
140123	Establishment of Welfare Homes for Destitute and Orphans in Districts Hangu and Swabi.	7.000
140125	Establishment of Schools for Deaf & Dumb Children (female) in Districts Mardan & Kohat.	7.000
140126	Establishment of Darul Aman at Mansehra.	5.000
140128	Women Empowerment through Gender Equity in Khyber Pakhtunkhwa. (GRAP-Phase-II).	10.000
140154	Establishment of Dastakari Centres in Khyber Pakhtunkhwa. (On need basis)	50.000
160403	Construction of Social Welfare Complex at Nowshera	10.000
160404	Upgradation of National Special Education Center Mardan upto Middle level	10.000
160406	Upgradation of Blind School Charsadda from Primary to Middle.	5.000
160407	Construction of Special Education Complex Chakdara Dir Lower	5.000
160408	Purchase of Land for Upgradation of School for Deaf & Dumb Children at Timergara, Dir Lower	18.000
160409	Establishment of Model Addiction Treatment and Rehabilitation Center in Peshawar	3.000
160539	Upgradation/ Construction of one Special Education Institute upto secondary level in each Division of Khyber Pakhtunkhwa.	35.000
160540	Capacity Building of Teachers of Special	8.000

ADP Code No	Name of Project	Total Cost
	Education Institutes.	
160579	Establishment of Skill Development & Rehabilitation Centre for Transgender at Peshawar.	100.000
150082	Completion of Balance Work of Bacha Khan Women Vocational Centre at Peshawar, Charsadda, Nowshera and Karak.	8.000
150299	Upgradation of Blind School for Girls at Nanakpura and Deaf & Dumb School for Boys at Gulbahar Peshawar upto Secondary levels.	25.000
150300	Construction of Special Education Centre at Shangla.	8.341
150301	Construction of Building Deaf & Dumb School at Takht Bhai, Mardan	0.001
150447	Construction of T.A.B.D.E.E.L.I Centre at Hayatabad Peshawar	10.000
	Total Allocation (In Million)	425.000

For further Information please contact:

(ILTAF HUSSAIN)

DEPUTY DIRECTOR MIS

Ph: 091-9213993
